

# Facts and Figures 2018

Disability in the United Kingdom



Papworth Trust

# Contents

Section		Page
01	Foreword	4
02	Methodology	5
03	Key Statistics	6
04	Class/Income and Poverty	8
05	Age	11
06	Gender	12
07	Ethnicity & Geography	13
08	Hearing	15
09	Sight Loss	17
10	Mental Health	18
11	Children	20
12	Learning Disabilities	22
13	Carers	25
14	Social Care	28
15	Employment	32
16	Education	38
17	Transport	40
18	Housing	42
19	Accessibility	48
20	References	51

# 01

## Foreword



Welcome to the eighth edition of Papworth Trust's Disability Facts and Figures. This includes information on the key areas of disabled people's lives and outlines the challenges they face every single day. We hope that you find this report both useful and informative.

In line with Papworth Trust's priorities, this year's edition pays particular attention to employment, social care and housing, our key policy areas. We believe they hold the greatest inequality for disabled people and are therefore the areas that require the greatest socio-economic and political change. Through the services provided by Papworth Trust, we work hard to support disabled people to have equality, choice and independence in their daily lives.

This year's edition includes a new chapter on Carers, exploring the challenges the current care funding crisis brings and the impact on individuals who provide unpaid care.

Facts and Figures is designed to inform, initiate and encourage debate around the key issues affecting disabled people. If you would like more information or wish to provide us with any feedback, please contact us on [policy@papworthtrust.org.uk](mailto:policy@papworthtrust.org.uk).

**Rob Hammond**  
Chair

# 02

## Methodology

This report gives an overview on the most recent facts and figures about disability in the United Kingdom today. It covers the key policy areas that Papworth Trust focuses on, including employment, social care and housing. It also covers key areas including education, transport and accessibility as well as the prevalence of specific impairments.

This report is a result of a comprehensive search into the latest statistics on all aspects of disability. It uses information from the most recent surveys and reports, as well as data derived from other charities. We believe that information from a variety of different sources will help capture the breadth of issues affecting disabled people.

It is important to note that the different sources are not necessarily compatible and that the data may be based on different definitions. However, most of the information in this report has been provided in line with the **Equality Act 2010 definition**, which states:

A person has a disability if:

- They have a physical or mental impairment
- The impairment has a substantial and long-term adverse effect on their ability to perform normal day-to-day activities.

# 03

## Key Statistics

### Class, Income & Pay

- Full-time disabled workers earn on average 12.6% less (£75 a week) than full-time non-disabled people. <sup>1</sup>
- There are 4.2 million disabled people living in poverty, which is 29% of all people living in poverty. <sup>2</sup>

### Gender

- There are more disabled women than men in the UK (23% compared to 19%). <sup>3</sup>

### Location

- In 2016, Wales had the highest percentage of disabled people (26%). <sup>4</sup>
- London had the lowest percentage of disabled people (14%). This is equivalent to 1.2 million disabled people. <sup>5</sup>

### Hearing

- Hearing loss increases with age. More than 70% of over 70 year olds and 40% of over 50 year olds have some form of hearing loss. <sup>6</sup>

### Sight Loss

- Every day in the UK, 250 people start to lose their sight. <sup>7</sup>
- The number of people living with sight loss will increase to more than 2.7 million in 2030 and four million in 2050. <sup>8</sup>

### Mental Health

- By 2030, there are expected to be two million more adults with mental health problems than in 2013. <sup>9</sup>
- 50% of mental health problems are established by age 14 and 75% by age 24. <sup>10</sup>

### Children

- 7% of children in the UK are disabled and 10% of children in the UK live in a family with at least one disabled child. <sup>11</sup>
- It costs three times more to raise a disabled child, as it does to raise a non-disabled child. <sup>12</sup>

### Carers

- There are around 7 million carers in the UK, this is equivalent to 1 in 10 people. <sup>13</sup>
- In the UK, 3 in 5 people will be carers at some point in their lives. <sup>14</sup>

### Social Care

- Carers are currently providing care worth £132 billion a year, the equivalent to the UK's total healthcare annual spend, and over two million people have already given up work to care. <sup>15</sup>
- Disabled people between the ages of 18-65 represent one third of social care users.
- The social care funding gap – i.e. the gap between costs and revenue – is projected to reach £2.1bn by 2019/20. <sup>16</sup>

### Employment

- Disabled people are twice as likely to be unemployed than non-disabled people. <sup>17</sup>
- By the age of 26, disabled people are four times more likely to be out of work or not in education, compared to non-disabled people. <sup>18</sup>
- Early intervention is key to prevent people from falling out of work. <sup>19</sup>
- 1 in 5 employers say they would be less likely to employ a disabled person. <sup>20</sup>

### Education

- Disabled young people aged 16-18 were at least twice as likely as their non-disabled peers to not be in education, employment or training. <sup>21</sup>
- The proportion of disabled people with no qualifications is nearly three times that of non-disabled people. <sup>22</sup>

### Transport

- The main modes of transport for people with a mobility difficulty are:
  - Driving (38%)
  - Being a passenger in a car (30%)
  - Walking (16%)
  - Bus (9%)
  - Other (8%). <sup>23</sup>

### Housing

- There are 1.8 million disabled people with unmet housing needs, 580,000 of whom are of working age. <sup>24</sup>
- As a result of unmet housing needs for accessible housing, disabled people are four times more likely to be unemployed or not seeking work. <sup>25</sup>
- Two thirds of single disabled people living alone are in poverty. <sup>26</sup>

### Accessibility


- The most commonly reported difficulties for disabled people in accessing goods and public services:
  - Shopping (20%)
  - Cinema/theatre/concerts (15%)
  - Pubs and restaurants (14%). <sup>27</sup>

# Class/Income and Poverty

- The main reason why so many disabled people are in low-income households is a result of their high levels of unemployment. <sup>28</sup>
- Three-quarters of households using food banks contain someone with a health condition and/or disability, with one-third of households containing someone with a mental health issue. <sup>29</sup>
- After housing costs, the proportion of working age disabled people living in poverty (28%) is higher than the proportion of working age non-disabled people (18%). <sup>30</sup>

**↓ £75 a week**

**Full-time disabled workers earn on average 12.6% less, £75 a week, than full-time non-disabled people.**



## The Wage Gap and Income


- Disabled people who are in employment often face a significant pay gap. <sup>31</sup>
- On both relative and absolute low income measures, those living in a family with a disabled member are more likely to be in low income than non-disabled families. <sup>32</sup>
- Full-time disabled workers earn on average 12.6% less (£75 a week) than full-time non-disabled people. <sup>33</sup>
- Disabled people working part-time earn on average 14.1% less (£30 a week) than part-time non-disabled workers. <sup>34</sup>
- Disabled people are more likely to be in low-paid jobs than non-disabled people. <sup>35</sup>
- 30% of disabled men and 35% of disabled women are paid below the living wage compared with 25% of non-disabled men and 29% of non-disabled women. <sup>36</sup>
- Among types of impairment, the largest proportion of workers paid below the living wage (about 35%) is those with a mental impairment. <sup>37</sup>
- The pay gaps for those with physical impairments are also substantial. Men with physical impairments generally experience pay gaps in the range of 15% to 28%, depending on the nature of the disability. <sup>38</sup>
- The difference between non-disabled women's pay and that of women with physical impairments ranges from 8% to 18%. <sup>39</sup>

## Living Standards

- The spending power of families with at least one disabled person is estimated by the Government to be over £200bn a year. <sup>40</sup>
- Disabled people's day-to-day living costs are 25% higher than those of non-disabled people. <sup>41</sup>
- Across Great Britain, 59% of families with children, that were in income poverty and that contained a disabled person, lived in material deprivation in 2014/15, compared with an average material deprivation rate of 20%. <sup>42</sup>

**↓ £30 a week**

**Disabled people working part-time earn on average 14.1% less, £30 a week, than part-time non-disabled workers.**



**Disabled people are more likely to be in low-paid jobs than non-disabled people.**

- Disabled people over the age of 65 were twice as likely as non-disabled people in the same age group to be in food poverty: 6.8% compared with 3.3%.<sup>43</sup>

### Extra Costs

- Disabled people spend an average of £550 a month on costs related to their disability.<sup>44</sup>
- This may include buying specialised equipment, having to spend more on heating bills, or being subject to higher insurance premiums.<sup>45</sup>
- Disabled people and their families in the UK had an aggregate annual household income of £249 billion in 2014/15.<sup>46</sup>
- Over a third of disabled people spend additional money on clothing and bedding as a result of their impairment.<sup>47</sup>
- 1 in 3 disabled people spend money on specialised equipment.<sup>48</sup>

### Impact

- Disabled people are twice as likely to have unsecured debt totalling more than half of their household income.<sup>49</sup>
- On average, disabled people have £108,000 less in savings and assets than non-disabled people.<sup>50</sup>

### Poverty

- There are 4.2 million disabled people living in poverty, which is 29% of all people living in poverty.<sup>51</sup>
- Of disabled people living in poverty, 2.8 million are working aged adults, 1.1 million are pensioners and 320,000 are children.<sup>52</sup>
- Disability is strongly linked to poverty. 30% of people in families with disabled members live in poverty, compared to 19% of those who do not.<sup>53</sup>



**£108,000**

**On average, disabled people have £108,000 less in savings and assets than non-disabled people.**

05

## Age

### Disability in the UK varies by age group

- There are 13.3 million disabled people living in the UK:
  - 7% of children are disabled
  - 18% of working age adults are disabled
  - 44% of pension age adults are disabled.<sup>54</sup>

### Health and Age

- The Family Resources Survey reported that in the last three years, mobility was the most prevalent impairment reported. However, reporting of this type of impairment decreased from 55% in 2013/14 to 52% in 2015/16.<sup>55</sup>
- Only 17% of disabled people were born with their impairment. The majority of disabled people acquire their disability later in life.<sup>56</sup>
- Disabled people of state pension age are more likely than those of working age to report multiple impairments, including mobility (68%), hearing (23%) and vision (18%).<sup>57</sup>

**13.3 million**

**Disabled people living in the UK**

**7% of children are disabled**

**18% of working age adults are disabled**

**44% of pension age adults are disabled.**

# 06

## Gender



- There are more disabled women than men in the UK (23% compared to 19%).<sup>58</sup>
- In the most recent Family Resources Survey, for every age group over the age of 20, a greater proportion of females than males reported having a disability. The difference was greatest in the 45 to 49 age range (5%). In the 50 to 54 age range, 25% of women and 21% of men reported a disability.<sup>59</sup>
- According to an analysis of living conditions in Europe, a quarter of women and 1 in 6 men aged 65 and above will be physically disabled in Europe by 2047, according to an analysis of living conditions in Europe.<sup>60</sup>
- The most recent Family Resources Survey highlighted the percentage of adults providing informal care varied by gender:
  - Women are more likely to provide informal care than men up to the 65-74 age group
  - From the age of 75, men are more likely to provide informal care than women
  - Of those aged 85 and over, 11% of men are providers of informal care compared to only 2% of women
  - Women providing informal care were much more likely to be in part-time employment than men: 23% of women providing informal care worked part-time compared to 9% of men.<sup>61</sup>

**23%  
of women**  
compared to  
**19%  
of men**  
have a disability.

# 07

## Ethnicity & Geography

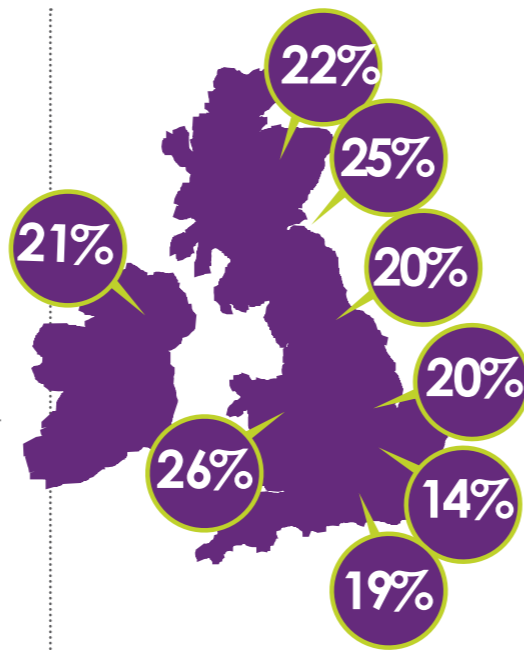


- The prevalence of disability varies by ethnicity. Research from the Centres for Disease Control and Prevention (CDC) found:
  - 1 in 4 black/African/ adults have a disability
  - 1 in 5 White adults have a disability
  - 1 in 6 Hispanic adults have a disability
  - 1 in 10 Asian adults have a disability.<sup>62</sup>
- Adults with an impairment from black or black British ethnic backgrounds report the highest number of life areas (for example, education or leisure) in which participation is restricted, while adults from white ethnic backgrounds report the lowest.<sup>63</sup>



## Health and Social Care

- Research shows that when people from black minority ethnic communities have health or social care needs, they are more likely than other people to have difficulty finding and using appropriate services, and are more likely to experience poor outcomes. <sup>64</sup>
- Demographics from 2016/17 found that Black, Asian and Minority Ethnic (BAME) workers made up 20% of the adult social care workforce. This was more diverse than the overall population of England (14% BAME). <sup>65</sup>
- The percentage of disabled people varies across the UK. In 2016, Wales had the highest percentage of disabled people (26%) followed by the North East and the North West (25%). <sup>66</sup>
- The percentage of disabled people living in Scotland was 22% and in Northern Ireland was 21%. <sup>67</sup>
- London had the lowest percentage of disabled people (14%). This is equivalent to 1.2 million people. <sup>68</sup>
- This was closely followed by the South East (19%), Yorkshire and Humber (20%) and the East of England (20%). <sup>69</sup>
- For men and women living in England and Wales, there is a general pattern of increasing rates of disability with increasing socio-economic disadvantage. <sup>70</sup>
- The Local Authorities with the highest proportions of disabled people or who have a limiting long-term condition are East Lindsey (26%), Blackpool (25.6%), and Tendring (25.5%). The lowest levels are in Wandsworth (11.2%), Richmond upon Thames (11.5%), and the City of London (11.5%). <sup>71</sup>
- Disabled adults living in the North and the South West report the highest number of life areas (for example, education or leisure) in which participation is restricted. <sup>72</sup>
- Disabled adults living in the West Midlands and South East report the lowest number of life areas (for example, education or leisure) in which participation is restricted. <sup>73</sup>



### The percentage of disabled people varies across the UK:

- Wales **(26%)**
- North East and the North West **(25%)**
- Scotland **(22%)**
- Northern Ireland **(21%)**
- Yorkshire and Humber **(20%)**
- East of England **(20%)**
- South East **(19%)**
- London **(14%)**.

# 08

## Hearing

### Demographics

- 360 million people worldwide have a disabling hearing loss, and 32 million of these are children. <sup>74</sup>
- In 2015, 11 million people were living with hearing loss. This is equivalent to 1 in 6 of the UK population. <sup>75</sup>
- It has been estimated that by 2035 15.6 million people will be living with hearing loss. This is equivalent to 1 in 5 of the UK population. <sup>76</sup>
- Over 6 million people (1 in 10) are living with tinnitus. <sup>77</sup>
- 17% of 40 to 69 year olds and 25 to 30% of adults over 70 are affected by tinnitus. <sup>78</sup>
- Research has shown that tinnitus can lead to depression, anxiety, stress and sleep problems. <sup>79</sup>
- An estimated 900,000 people in the UK have severe or profound hearing loss. <sup>80</sup>
- 24,000 people across the UK use British Sign Language as their main form of language. <sup>81</sup>


### Age and Hearing

- Hearing loss increases with age. More than 70% of over 70 year olds and 40% of over 50 year olds have some form of hearing loss. <sup>82</sup>



- There are 50,000 children with hearing loss in the UK. Around half are born with hearing loss while the other half lose their hearing during childhood. <sup>83</sup>
- There are approximately 390,000 deafblind people in the UK. This figure is set to increase to over 600,000 by 2035. <sup>84</sup>
- Action on Hearing Loss reports that it takes an average of 10 years for people to address their hearing loss. <sup>85</sup>





# 09

# 250

Every day in the UK, 250 people start to lose their sight

## Sight Loss

- In the UK, more than two million people are living with sight loss, which is severe enough to have a significant impact on their daily lives such as not being able to drive.<sup>86</sup>
- Every day in the UK, 250 people start to lose their sight.<sup>87</sup>
- 1 in 5 people will live with sight loss at some point in their lives.<sup>88</sup>
- Research suggests that the number of people living with sight loss will increase to more than 2.7 million in 2030 and four million in 2050, driven by an increase in the UK's older population.<sup>89</sup>
- An estimated 100,000 adults with learning disabilities are blind or partially sighted.<sup>90</sup>

### Employment and Sight Loss

- There has been a significant decrease in the proportion of registered blind and partially sighted people of working age in any form of employment over the last decade from 1 in 3 in 2005 to around 1 in 4 in 2015.<sup>91</sup>

- This figure is even worse for people who are completely blind. Only around 1 in 10 people with poor functional vision is in paid employment.<sup>92</sup>
- The disability employment gap for registered blind and partially sighted people is around double that for other disabled people and this gap is widening.<sup>93</sup>

### Living with Sight Loss

- Only 17% of people experiencing sight loss are offered emotional support in relation to their deteriorating vision.<sup>94</sup>
- Feelings of wellbeing were lower among blind and partially sighted people when compared to the rest of the population.<sup>95</sup>

# 10

## Mental Health

- In the UK, nearly two-thirds of people (65%) say that they have experienced a mental health problem. <sup>96</sup>
- This rises to 7 in every 10 for women, young adults aged 18-34 and people living alone. <sup>97</sup>
- Women are more likely than men to report having been diagnosed with a mental health problem (33% compared to 19%). <sup>98</sup>
- People over the age of 55 experience better mental health than average and are more likely to take positive steps to deal with everyday life. <sup>99</sup>
- The King's Fund reports the close link between physical health problems and an increased risk of poor mental health. 30% of people with long-term physical health conditions also have a mental health condition. <sup>100</sup>
- By 2030, there are expected to be two million more adults with mental health problems than in 2013. <sup>101</sup>
- Poor mental health is costing the economy between £74-99bn a year and costing the Government between £24-27bn. <sup>102</sup>
- Up to 1.5 million people in the UK care for someone with mental ill health. <sup>103</sup>



**By 2030, there is expected to be two million more adults with mental health problems than in 2013.**

### Children and Mental Health

- 1 in 10 children can experience mental health problems in any one year. <sup>104</sup>
- 50% of mental health problems are established by age 14 and 75% by age 24. <sup>105</sup>
- The Mental Health Foundation reports that around 70% of children who experience mental health have not had appropriate intervention at a sufficiently early age. <sup>106</sup>

### Health Services

- People with poor mental health also experience an increased risk of other health problems. For example, depression has been linked to a 67% increased risk of heart disease. <sup>107</sup>
- The UK invests £115 million a year on mental health research. This means it receives 5.5% of the UK's health research spend. <sup>108</sup>
- A report by the Care Quality Commission found that an average of 1 in 4 full-time GP patients require treatment for a mental health condition. <sup>109</sup>
- The effect of poor mental health on physical illnesses costs the NHS around £8 billion a year. <sup>110</sup>

### Employment

- There are 1.5 million individuals in the UK with a diagnosed long-term mental health condition in work. <sup>111</sup>
- The great majority (85%) of people out of work have experienced a mental health problem compared to two thirds of people in work and just over half of people who have retired. <sup>112</sup>
- 300,000 people with long-term mental health problems lose their job each year. <sup>113</sup>
- 15% of those in work in England have symptoms of a mental health condition. <sup>114</sup>
- Those with a long-term mental health condition lose their jobs every year at around double the rate of those without a mental health condition and at a much higher rate than those with a physical health condition. <sup>115</sup>
- Poor mental health is costing employers between £33-42bn a year. <sup>116</sup>

**50%**  
of mental health  
problems are  
established by  
age 14 and 75%  
by age 24.

**300,000**  
people with long-term  
mental health  
problems lose their  
job each year.

# 11

## Children



- 7% of children in the UK are disabled and 10% of children in the UK live in a family with at least one disabled child. <sup>117</sup>
- 36% of disabled children report having a learning impairment and 42% report a social/behavioural impairment. <sup>118</sup>

### Families and Support

- It costs three times more to raise a disabled child as it does to raise a non-disabled child. <sup>119</sup>
- 99.1% of disabled children live at home and are supported by their families. <sup>120</sup>
- 84% of mothers of disabled children do not work, compared with 39% of mothers of non-disabled children. Only 3% of mothers of disabled children work full-time. <sup>121</sup>
- Research by Contact a Family shows that 65% of families caring for disabled children reported feeling isolated either frequently or all of the time. 56% felt that the cause of their isolation was due to a lack of support from statutory services, such as social care and education services. <sup>122</sup>
- Disabled children are three to four times more likely to be abused and/or neglected than non-disabled children. <sup>123</sup>

**7%**  
of children in the  
UK are disabled

and

**10%**  
of children in the  
UK live in a family  
with at least one  
disabled child.

- Disabled children are more likely than non-disabled children to live in a single-parent family (32% compared with 22%). They are also more likely to have increased risk of parental separation during the first two years of their life. <sup>124</sup>

### Children and Poverty

- Disability Rights UK has estimated that 40% of disabled children are living in poverty. <sup>125</sup>
- Families with disabled children can face additional barriers to avoiding poverty. For example, parents can be less able to work and find it more difficult to access childcare. <sup>126</sup>
- In 2012, the Children's Society reported that 4 in every 10 disabled children live in poverty. <sup>127</sup>
- According to a Contact a Family survey in 2012, 1 in 6 families (17%) with disabled children go without food, 1 in 5 (21%) go without heating, 1 in 4 (26%) go without specialist equipment or adaptations, and 86% go without leisure activities. <sup>128</sup>
- Low-income families with disabled children can often find it harder to access family support as well as help such as respite care and suitable childcare. <sup>129</sup>

### Later Life

- Disabled young people aged 16-18 were at least twice as likely as their non-disabled peers to not be in education, employment or training. <sup>130</sup>
- Disabled children growing up in poverty generally achieve employment, economic independence, personal autonomy and independent housing to a lesser degree and later than non-disabled adults. <sup>131</sup>
- The transition from children's services to adult services is often very challenging for young people with a learning disability and their families: it combines a change of services and professionals at the very time when they are also negotiating wider changes to their life, for example in their educational circumstances. <sup>132</sup>

# x2

**Disabled young people aged 16-18 were at least twice as likely as their non-disabled peers to not be in education, employment or training.**



# Learning Disabilities

- Currently, around 1.5 million people in the UK have a learning disability meaning that they face difficulty with:
  - Understanding new and complex information
  - Learning new skills
  - Coping independently. <sup>133</sup>
- There are an estimated 930,000 adults with a learning disability in England, 129,000 of whom receive Local Authority social care support. <sup>134</sup>
- In 2017, there were 23,186 adults known to Local Authorities across Scotland and just under a third (31.4%) live with a family carer. <sup>135</sup>
- Central and Local Government spend £8 billion a year between them on supporting adults aged 18–64 who have a learning disability. <sup>136</sup>
- Females with learning disabilities have around an 18-year shorter life expectancy than the general population, and males have around a 14-year shorter life expectancy than the general population. <sup>137</sup>

## Children

- There are approximately 193,707 children of school age in the UK who have a learning disability. <sup>138</sup>



## 18 years

**Females with learning disabilities have around an 18-year shorter life expectancy than the general population.**



## 14 years

**Males with learning disabilities have around a 14-year shorter life expectancy than the general population.**

- 34% of children on the autism spectrum say that the worst thing about being at school is being picked on. <sup>139</sup>
- 4 out of 5 children with Special Educational Needs (SEN) have a moderate learning difficulty and 1 in 20 have profound multiple learning difficulties. <sup>140</sup>
- Children from poorer backgrounds are more likely to have a learning disability. <sup>141</sup>

## Autism

- More than 1 in 100 people are on the autistic spectrum in the UK, the equivalent of 700,000 people in the UK. <sup>142</sup>
- Without understanding, autistic people and families are at greater risk of being isolated and developing mental health problems. <sup>143</sup>

## Employment and Education

- In 2010/11, only 6.6% of adults with learning disabilities were reported to be in some form of paid employment. <sup>144</sup>
- People with a learning disability who have a job are likely to work fewer hours than the general population. <sup>145</sup>
- Research has identified that the main barriers that prevent adults with learning difficulties from finding a job, keeping a job and progressing in that job are:
  - Negative attitudes or low expectations
  - Skills and qualification gaps for people with a learning disability
  - A lack of flexible employment support programmes and appropriate job opportunities
  - Unfair treatment in the workplace such as bullying and discrimination
  - Issues around access to the working environment (including transport and physical access). <sup>146</sup>
- The majority of people with learning difficulties who are in employment, work part-time. <sup>147</sup>

# 6.6%

**In 2010/11, only 6.6% of adults with learning disabilities were reported to be in some form of paid employment.**

## Health and Care

- People with learning disabilities are 2.5 times more likely to have health problems than any other people. <sup>148</sup>
- Between 25-40% of people with learning disabilities also experience mental health problems. <sup>149</sup>
- People with a learning disability are 10 times more likely to have a serious sight problem, and this will be much higher for people with severe or profound learning disabilities. <sup>150</sup>
- There are approximately 2,500 people with a learning disability who are in mental health hospitals as they are considered a danger to themselves or to others. <sup>151</sup>
- Research by NHS Digital recorded that obesity is twice as common in people aged 18-35 with learning disabilities. <sup>152</sup>
- Being underweight is twice as common in people aged over 64 with learning disabilities, compared with people with no learning disabilities. <sup>153</sup>

# 2.5 times

People with learning disabilities are **2.5 times** more likely to have health problems than any other people.



# 13

## Carers

- There are around 7 million carers in the UK, this is equivalent to 1 in 10 people and this number is rising. <sup>154</sup>
- By 2037, it is predicted that that the number of carers will have increased to 9 million. <sup>155</sup>
- There are 4.27 million carers of working age living in the UK; 57% are women and 43% are men. <sup>156</sup>
- The number of full-time employees who are sole carers for another adult is 628,000. <sup>157</sup>
- The number of households where all adults were in full-time employment and at least one member provides adult care is 466,000. <sup>158</sup>
- In the UK, 3 in 5 people will be carers at some point in their lives. <sup>159</sup>
- Over 1.3 million people each provide over 50 hours of care per week. <sup>160</sup>
- The employment rate for carers is at 67%. This includes 72% of men and 62% of women. Over half of those who are not working say that they want to do so. <sup>161</sup>



# 7 million

There are around 7 million carers in the UK.

### Public Attitudes to Carers

- Only 10% of the public feel that unpaid carers are sufficiently valued by society. <sup>162</sup>
- 83% of people who have had a caring role in the past say they are not sufficiently valued by society. <sup>163</sup>

- Research by Carers Week found that the public underestimate how likely they are to take on the role of a carer. Only 26% of people with no experience of caring think that it is likely for them to take on the role of a carer. This includes 24% of men and 32% of women. <sup>164</sup>
- 20% of workers with no experience of caring said that they would turn to their employer for support with a caring role. <sup>165</sup>
- 28% of full-time students said that they would turn to their university for support with a caring role with flexible study hours or extended deadlines. <sup>166</sup>



In the UK,  
**3 in 5**  
 people will be  
 carers at some  
 point in their lives.

### Young Adult Carers

- Young adult carers between the ages of 16-18 are twice as likely to not be in education, employment or training. <sup>167</sup>
- 56% of young carers in university admit to struggling with their studies because of their caring role and appear to be four times more likely to have dropped out of their college or university course than other students. <sup>168</sup>
- 45% of young adult carers reported they have mental health problems. <sup>169</sup>

### Older Carers

- 1 in 5 people aged 50-64 are carers in the UK. <sup>170</sup>
- 65% of older carers (aged 60-94) have long-term health problems or a disability themselves. <sup>171</sup>
- 69% of older carers say that being a carer has an adverse effect on their mental health. <sup>172</sup>
- One third of older carers say they have cancelled treatment or an operation for themselves because of their caring responsibilities. <sup>173</sup>

### The Impact of being a Carer

- As a result of the stress and physical demands of caring, 625,000 carers suffer from mental and physical health conditions. <sup>174</sup>
- Over 3 million people juggle care with work. However the significant demands of caring mean that 1 in 5 carers are forced to give up work altogether. <sup>175</sup>
- Being a carer comes with significant financial pressure. In a survey by the Carers Trust:
  - 53% of carers have borrowed money as a result of a caring role
  - 60% of carers have used their savings to cover the cost of caring
  - 23% of carers have re-mortgaged their homes or downsized to a smaller property
  - 35% of carers have missed out on state benefits as they did not realise they are eligible to claim. <sup>176</sup>



# 14

## Social Care

- Currently, 1.2 million older people do not receive the care they need. This has increased by 17.9% since last year and is a 48% increase since 2010. <sup>177</sup>
- Nearly 1 in 8 older people now live with some level of unmet need with vital everyday tasks. <sup>178</sup>
- The Kings Fund has estimated that together the health and social care workforce employ 1 in 10 of the UK population. <sup>179</sup>
- Disabled people between the ages of 18-65 represent one third of social care users. <sup>180</sup>
- A report by Scope into the experiences of working-aged disabled people found that more people were receiving the “basics of care” and fewer people were receiving support to meet their “wider needs and aspirations”, such as employment, education and training. <sup>181</sup>
- Potential changes to immigration policy resulting from the vote to leave the European Union could have serious consequences for the social care workforce. <sup>182</sup>
- Around 6% of England’s growing social care workforce are non-British European Economic Area nationals. This is equivalent to 84,000 people. <sup>183</sup>

# 1.2 million

**older people do not receive the care they need.**

### The Problems with Social Care

- The Care Quality Commission (CQC) report that the current problems around the state of adult social care are:
  - an ageing population with increased needs
  - difficulties recruiting and retaining staff to care for people
  - rising costs of adult social care
  - funding to meet increasing needs and a reliance on those who pay for their own care. <sup>184</sup>

### An Ageing Population

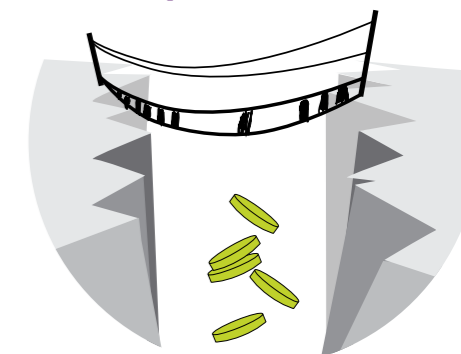
- By the time people reach their late 80s, over 1 in 3 people have difficulty undertaking five or more activities of daily living unaided (like eating, bathing and dressing). <sup>185</sup>
- The number of people aged 85 and over in England is set to more than double over the next two decades. <sup>186</sup>

### Funding Social Care

- Despite a rapidly increasing demand because of the ageing population, there has been a £160 million cut in total public spending on older people’s social care in the last five years. <sup>187</sup>
- Carers are currently providing care worth £132 billion, the equivalent to the UK’s total healthcare annual spend, and over two million people have already given up work to care. <sup>188</sup>
- Constraints on funding have led to Councils providing care and support to fewer people and concentrating it on those with the highest needs. <sup>189</sup>
- Age UK estimates that an additional £4.8 billion a year is needed to ensure that every older person with unmet needs has access to social care, rising to £5.57 billion in 2020/21. <sup>190</sup>
- 1 in 10 older people face future lifetime costs of over £100,000 for their social care needs. <sup>191</sup>
- The social care funding gap – i.e. the gap between costs and revenue – is projected to reach £2.1bn by 2019/20. <sup>192</sup>

# funding gap of £2.1 billion

**By 2019/20**



**The social care funding gap – i.e. the gap between costs and revenue – is projected to reach £2.1bn by 2019/20.**

# Papworth Trust Policy priority

1.2  
million

older people do not receive the care they need.



Disabled people between the ages of 18-65 represent **one third** of social care users.

Nearly **1 in 8** older people now live with some level of unmet need with vital everyday tasks.




Around **6%** of England's growing social care workforce are non-British European Economic Area nationals.



Equivalent to **84,000 people**

The number of people aged 85 and over in England is set to more than double over the next two decades.

**x2**



Carers are currently providing care worth

**£132 billion**



the equivalent to the UK's total health care annual spend.



# 15

## Employment

- Between April and June 2017, there were 3.5 million disabled people of working age in employment, an employment rate of 49.2%. <sup>193</sup>
- The employment rate for non-disabled people was 80.6%. <sup>194</sup>
- The employment rate for disabled people was 1.3% higher in April-June 2017 than in the same period in 2016. <sup>195</sup>
- Between April and June 2017, the number of disabled people in employment rose by 104,000. <sup>196</sup>
- Despite this progress, disabled people still have much lower employment rates than non-disabled people. <sup>197</sup>
- Disabled people have an unemployment rate of 9% compared to 3.8% for those without. <sup>198</sup>
- Only 1 in 4 registered blind or partially sighted people of working age is in employment. <sup>199</sup>
- Only 16% of autistic adults in the UK are in full-time paid employment, and only 32% are in some kind of paid work. <sup>200</sup>
- Between April and June 2017, 3.8 million disabled people of working age were economically inactive. The economic inactivity rate for disabled people was 45.9%. The economic inactivity rate for non-disabled people was 16.2%. <sup>201</sup>
- Disabled people are twice as likely to be unemployed than non-disabled people. <sup>202</sup>

# x2

**Disabled people are twice as likely to be unemployed than non-disabled people.**

- 9 in 10 disabled people who are not in work are economically inactive and are not actively looking for work. <sup>203</sup>
- By the age of 26, disabled people are four times more likely to be out of work or not in education, compared to non-disabled people. <sup>204</sup>
- Fewer than 50% of working-age disabled people are in work, compared to 75% of non-disabled people. <sup>205</sup>
- The employment rate for disabled men is 50% and for disabled women the rate is 48.6%. <sup>206</sup>
- Between April and June 2017, there were around two million disabled women in work and 1.5 million disabled men. <sup>207</sup>
- A report by Scope found that only 49% of disabled employees are aware of their employment rights. <sup>208</sup>
- New research by Opinium found the following results:
  - Disabled people need to apply for 60% more jobs than non-disabled jobseekers before they are successful in finding work
  - More than 51% of job applications from disabled people result in an interview, compared with 69% of non-disabled applications. <sup>209</sup>



**Economically inactive: The economically inactive are defined as people who are not in employment or unemployed.**



## The Employment Gap

- The disability employment gap can be defined as the difference in the employment rate of disabled people and non-disabled people. <sup>210</sup>
- Between April and July 2017, the disability employment gap stood at 31.3%. <sup>211</sup>
- Between April to June 2013 and April to June 2017, the number of disabled people in employment increased by around 596,000, an increase of 21%. <sup>212</sup>

## Health

- Almost 12 million working age people in the UK have a long-term health condition. And of these seven million are disabled. <sup>213</sup>
- Early intervention is key to prevent people from falling out of work and return-to-work programmes are more likely to succeed when implemented early. Currently, around 300,000 people a year are falling out of work due to health conditions. <sup>214</sup>
- Just under 1 in 7 people (14.7%) experience mental health problems in the workplace, with women in full-time employment twice more likely to have a mental health problem than men (19.8% vs 10.9%). <sup>215</sup>
- Over half of disabled people who are out of work experience mental health and/or musculoskeletal conditions (54%). <sup>216</sup>
- Mental health is one of the biggest causes of sickness absence in the UK. <sup>217</sup>
- Employees with mental health conditions are less likely to discuss their health with employers than those with physical conditions. <sup>218</sup>
- In the most recent Office of National Statistics Survey on Life Opportunities, adults aged between 16 and 64 with impairments who were economically inactive reported the following reasons for their inactivity:
  - A health condition, illness or impairment (63%)
  - A disability (32%)
  - Family responsibilities (12%)
  - Anxiety/lack of confidence (8%) <sup>219</sup>



**The disability employment gap can be defined as the difference in the employment rate of disabled people and non-disabled people.**

**Between April and July 2017, the disability employment gap stood at**

**31.3%**

## Attitudes

- 1 in 5 employers say they would be less likely to employ a disabled person. <sup>220</sup>
- Research by the Centre for Social Justice found that perceived barriers for employers to employing disabled people were:
  - The ability to do their jobs (34%)
  - The cost of making reasonable adjustments (31%)
  - The inconvenience of making reasonable adjustments (19%). <sup>221</sup>
- A recent report by Scope found that 48% of disabled people have worried about sharing information about their impairment or condition with their employer. <sup>222</sup>
- They also found that some disabled people who had positive experiences said this helped them get the support they needed. <sup>223</sup>
- A survey by the Centre for Social Justice found only 25% of employers knew what the 'Access to Work' programme was and understood the help that they could get from this service. <sup>224</sup>
- Only 45% of employers understand clearly what it means to make reasonable adjustments for disabled people under the Equality Act 2010. <sup>225</sup>
- Recent findings show that more than a third (37%) of disabled people who don't feel confident about getting a job believe employers won't hire them because of their impairment or condition. <sup>226</sup>

## The Economy

- A report by Scope found that a 10% rise in the disability employment rate, the equivalent of supporting one million disabled people into work, would increase Gross Domestic Product (GDP) by £45 billion by 2030. <sup>227</sup>
- The cost of poor mental health to the economy as a whole is £74-£99 billion a year. This includes costs in providing benefits, falls in tax revenue, costs to the NHS and lost output. <sup>228</sup>
- Ill-health amongst working age people costs the economy £100 billion and sickness absence and is estimated to cost employers £9 billion per year. <sup>229</sup>



**1 in 5**

**employers say they would be less likely to employ a disabled person.**

**48%**

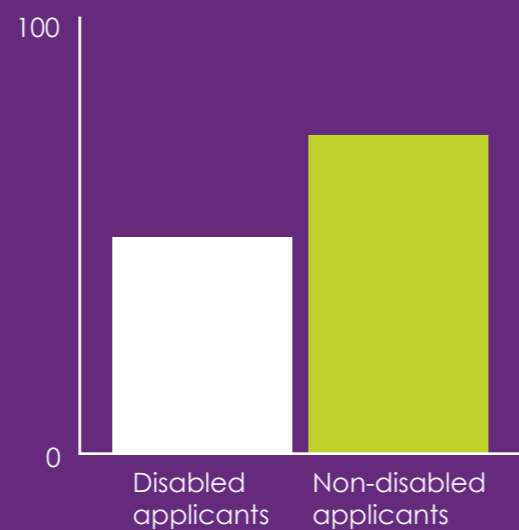
**of disabled people have worried about sharing information about their impairment or condition with their employer.**

# Papworth Trust Policy priority

Disabled people need to apply for **60%** more jobs than non-disabled job seekers before they are successful in finding work



More than **51%** of job applications from disabled people result in an interview, compared with **69%** of non-disabled applicants.



By the age of 26, disabled people are **four times** more likely to be out of work or not in education, compared to non-disabled people.



A recent report by Scope found that 48% of disabled people have worried about sharing information about their impairment or condition with their employer.

# 48%

Disabled people are **twice as likely** to be unemployed than non-disabled people.

# x2

# 1 in 5

employers say they would be less likely to employ a disabled person.



# 16

## Education



### Early Education

- The number of students with special educational needs (SEN) in England remains at 14.4%. This is an increase from 1,228,785 in January 2016 to 1,244,255 in January 2017. <sup>230</sup>
- Based on their primary need, all groups of children with SEN have significantly lower proportions achieving at least five A\*-C GCSE's, including English and mathematics, than non-disabled children in both 2009/10 and 2014/15. <sup>231</sup>

### Higher Education

- Across Britain in 2015/16, disabled young people aged 16-18 were at least twice as likely as their non-disabled peers to not be in education, employment or training. <sup>232</sup>
- Disabled students are more likely to study creative arts and design courses than their non-disabled peers, 14.7% compared with just 6.5%. Disabled students are most under-represented in business and administrative courses, 8.2% compared to 14.9% of non-disabled students. <sup>233</sup>

### Skills and Qualifications

- The proportion of disabled people with no qualifications was nearly three times that of non-disabled people in 2015/16, and the proportion of disabled people with a degree remained lower than non-disabled people. <sup>234</sup>
- Of the 899,400 apprenticeships participating in 2015/16, 9.3% declared having a learning difficulty and/or disability. <sup>235</sup>

# x2

**Disabled young people aged 16-18 were at least twice as likely as their non-disabled peers to not be in education, employment or training.**



## Transport


- The main modes of transport for people with a mobility difficulty are:
  - Driving (38%)
  - Being a passenger in a car (30%)
  - Walking (16%)
  - Bus (9%)
  - Other (8%).<sup>236</sup>
- One of the key barriers to accessibility identified by many disabled people is a lack of consistency in the way that services and facilities are delivered.<sup>237</sup>

### Buses

- In March 2016, 94% of buses in England had been issued with an accessibility certificate.<sup>238</sup>
- In 2015/16, there were 912,000 concessionary disabled bus passes in England.<sup>239</sup>

### Train Travel

- In July 2017, 75% of trains were accessible to disabled people. This is an increase of 5% since July 2016.<sup>240</sup>
- At the end of 2016, 207,311 disabled person's railcards were in circulation. This is a 7.7% increase compared to the previous year.<sup>241</sup>



**In March 2016, 94% of buses in England had been issued with an accessibility certificate**



**In July 2017, 75% of trains were accessible to disabled people**

- In 2014/15, 70 million journeys were made by disabled passengers but less than 1% of these involved the pre-booked assistance service.<sup>242</sup>
- 1.2 million rail passenger assists were made in 2016/17.<sup>243</sup>
- Only 10% of disabled people had seen, heard or read information from train operators about disabled passengers' rights to assistance.<sup>244</sup>

### Cars and Taxis

- As of March 2017, 58% of taxis in England were accessible.<sup>245</sup>
- This included all 22,500 London taxis, which are wheelchair accessible under Transport for London's 'Conditions for Fitness' licensing policy.<sup>246</sup>
- In 2016, 2.38 million blue badges were held in England, equivalent to 4.3% of the population. This is a 0.7% decrease since 2015.<sup>247</sup>
- The number of blue badges held has declined every year since reforms of the Blue Badge application process in 2011/12.<sup>248</sup>
- 2 in 3 wheelchair users say they have been overcharged for a taxi or private hire vehicle because of their wheelchair.<sup>249</sup>

### London

- Over a quarter of Tube stations (71) and half of London Overground (57) stations have step-free access.<sup>250</sup>
- According to Transport for London, all 9,000 London Buses are low-floor level wheelchair accessible and fitted with ramps.<sup>251</sup>
- According to Transport for London, all of London's taxis are fitted with wheelchair ramps.<sup>252</sup>



# 2.38 million

**blue badges were held in England.**

# 18

## Housing



- Disabled people face problems in finding adequate housing and this is a major barrier to independent living. <sup>253</sup>
- There are 1.8 million disabled people with unmet housing needs, 580,000 of whom are of working age. <sup>254</sup>
- Of all owner occupied households, 1 in 4 (480,000) needing accessible housing have incomes above the median income after housing costs (£448 per week). <sup>255</sup>
- Of the 1.8 million disabled people needing accessible homes, 55% are homeowners. <sup>256</sup>
- As a result of unmet housing needs for accessible housing, disabled people are four times more likely to be unemployed or not seeking work. <sup>257</sup>
- There is a shortage of accessible housing across Britain. Of the councils in England with a housing plan, fewer than 17% of councils have set out strategies to build disabled-friendly homes. <sup>258</sup>
- According to an Ipsos MORI poll, 50% of people said they would most favour staying in their current home with some adaptations to allow them to live independently, and 19% of (which equates to 9.8 million) people would favour moving to a different property specifically designed or adapted to enable them to live independently. <sup>259</sup>

**1.8 million**  
disabled people  
with unmet housing  
needs



**580,000**  
of whom are of  
working age.


- Two thirds of single disabled people living alone are in poverty. <sup>260</sup>
- In Scotland the number of wheelchair-adapted local authority housing for physically disabled people has decreased. <sup>261</sup>
- 47% of the British public say they would be more likely to consider moving to a property if it had a downstairs bathroom. <sup>262</sup>
- 59% of disabled people who are 65 and over say they will need accessible housing features in the next five years. <sup>263</sup>

### Tenure Types

- Disabled people are twice as likely as non-disabled people to be social housing tenants. <sup>264</sup>
- In 2015-16, 23% of households in the private rented sector included at least one member who had a long-term illness or disability. <sup>265</sup>
- In 2015-16, 49% of households in the social rented sector included someone with a long-term illness or disability. <sup>266</sup>
- Among homeowners, 29% of households had at least one member with a disability or long-term illness. <sup>267</sup>
- Private renters under the age of 55 who have a long-term condition are more likely (32%) to feel that their home is unsuitable for their needs. Those people over the age of 75 were least likely to feel their home was unsuitable. <sup>268</sup>

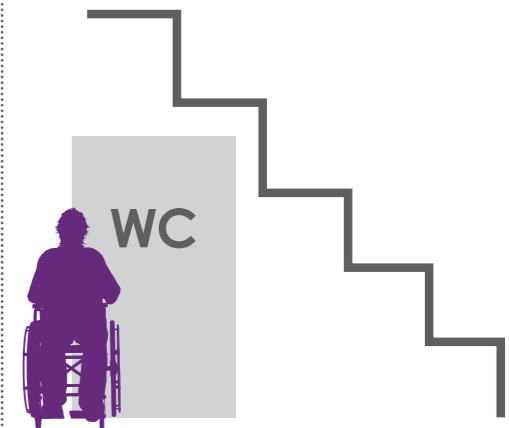
### Adaptations

- 1.9 million households in England (9%) had one or more people with a long-term limiting illness or disability that required adaptations to their home. <sup>269</sup>
- 81% of households, that required adaptations due to their long-term limiting disability, felt their home was suitable for their needs. 19% (around 365,000 households) who considered their household unsuitable for their needs accounted for 2% of all households in England. <sup>270</sup>



# 2/3

Two thirds of single disabled people living alone are in poverty.



# 47%

of the British public say they would be more likely to consider moving to a property if it had a downstairs bathroom.



- The four most common home adaptations needed inside the home are:
  - Grab rail inside the home (40%)
  - A bath/shower seat or other aids (30%)
  - A specialist toilet seat (25%)
  - A shower to replace the bath (19%).<sup>271</sup>
- The most common reasons why homes did not have the required adaptations in 2014/15 were:
  - Not enough time to carry them out (24%)
  - Could not afford to pay for them (21%)
  - Modifications were not worth doing (13%).<sup>272</sup>

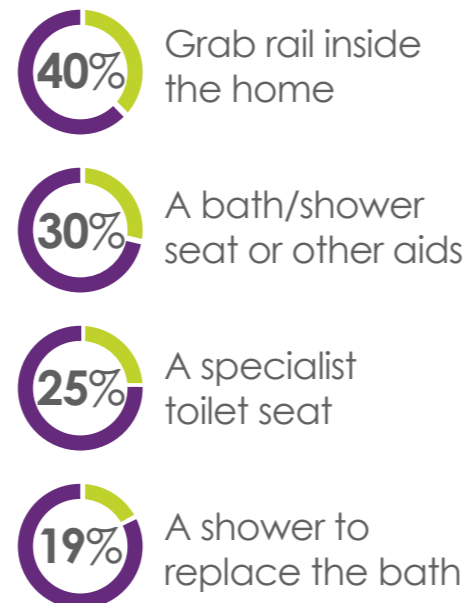
## Adaptions for Later Life

- There is strong evidence that minor home adaptations are an effective and cost-effective intervention for preventing falls and injuries, improving performance and everyday activities and improving mental health.<sup>273</sup>
- Preventive work to manage worse-than-average hazards associated with falls on stairs, with an adult aged 65 and over, is estimated to cost in the region of £290 million and deliver a benefit of £470 million to society.<sup>274</sup>
- There is good evidence that people can be put off installing adaptations until they reach a point of crisis, in part because they do not wish to change or 'medicalise' their home.<sup>275</sup>

## Visitability

- The four features considered to be the most important for a home to be 'visitible' by people with mobility impairments are:
  - Level access
  - Flush threshold
  - Sufficiently wide door and circulation space to move around
  - Use of a toilet on the ground or at entrance level.<sup>276</sup>
- In 2014/15, 1.7 million (7%) households had all four visitability features.<sup>277</sup>

## The four most common home adaptations needed inside the home are:



# Papworth Trust Policy priority

There are

**1.8 million**

disabled people with unmet housing needs



**580,000**

of whom are of working age.

The **four most common** home adaptations needed inside the home are:



Grab rail inside the home



A bath/shower seat or other aids



A specialist toilet seat

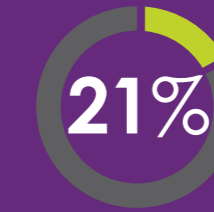


A shower to replace the bath

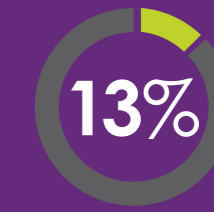
The most **common reasons** why homes did not have the required adaptations in 2014/15:



Not enough time to carry them out




Could not afford to pay for them



Modifications were not worth doing

**2/3**

Two thirds of single disabled people living alone are in poverty.



The **4 features** considered to be the most important for a home to be 'visitable' by people with mobility impairments are:



Level access



Sufficiently wide door and circulation space to move around



Flush threshold



Use of a toilet on the ground or at entrance level.



# 19

## Accessibility



### Outside the Home

- Around a third of disabled people experience difficulties related to their impairment in accessing public, commercial and leisure goods services. <sup>278</sup>

### Barriers

- The most common barriers to accessing buildings for adults with impairments are:

- **44%** Moving around the building (stairs, doors or narrow corridors)
- **39%** A health condition, illness or impairment
- **23%** Inadequate lifts or escalators
- **22%** Difficulty with approach areas due to lack of ramps/handrails
- **21%** Parking problems
- **17%** Bathroom facilities (location, layout, size)
- **15%** Footpath design and surfaces
- **14%** Difficulty with transport getting to the building
- **13%** Lack of help or assistance. <sup>279</sup>

### Accessing Social, Health and Leisure Services

- Poor access to leisure can affect the community and social life of disabled people, creating a barrier to independence and their enjoyment of leisure activities. <sup>280</sup>
- The most commonly reported difficulties for disabled people in accessing goods and public services are:

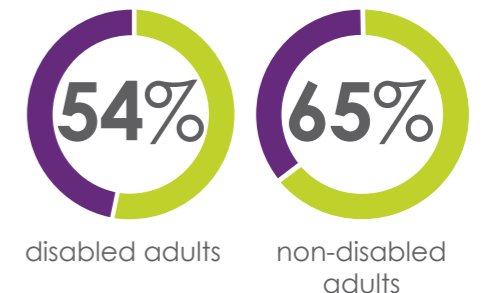
- **20%** Shopping
- **15%** Cinema/theatre/concerts
- **14%** Pubs and restaurants. <sup>281</sup>

- Research from the 2011 Life Opportunities survey found that:
  - 72% of disabled adults had at least one barrier to playing sport compared with 54% of non-disabled adults. <sup>282</sup>
  - 68% of disabled adults had at least one barrier to going to museums or historical places of interest compared with 58% of non-disabled adults. <sup>283</sup>
  - A higher proportion of disabled adults reported having little choice over their free time compared with non-disabled adults (22% and 13% respectively). <sup>284</sup>
  - 54% of disabled adults had six or more close contacts compared with 65% of non-disabled adults. <sup>285</sup>
  - 93% of GPs would recommend specific training on how to care better for people with a learning disability to all health professionals. <sup>286</sup>

# 93%

of GPs would recommend specific training on how to care better for people with a learning disability to all health professionals.

**54% of disabled adults had six or more close contacts compared with 65% of non-disabled adults.**



## Businesses

- Three quarters of disabled people have left a shop or business because of poor disability awareness or understanding. <sup>287</sup>
- Households with a disabled person spend a combined £212 billion a year on goods and services, labelled the 'purple pound', and this is frequently recognised as a failed opportunity for businesses to take advantage of. <sup>288</sup>
- By failing to meet the demands of disabled people, businesses could be missing out on a share of £420 million in revenue each week. <sup>289</sup>
- 6 in 10 businesses would find information about the consumer behaviour and preferences of disabled people useful in order to help them determine how to meet the demands of disabled people. <sup>290</sup>

# 3/4

**Three quarters of disabled people have left a shop or business because of poor disability awareness or understanding.**

# 20

# Reference pages

# £212 billion

Households with a disabled person spend a combined £212 billion a year on goods and services, labelled the 'purple pound'.



## References

- <sup>1</sup> TUC, May 2016, Disability and employment, (Online), Available at: <<https://www.tuc.org.uk/sites/default/files/Disability%20and%20employment.pdf>>
- <sup>2</sup> Disability Rights, 2016, New JRF report says disabled people account for half those in poverty, (Online), Available at: <<https://www.disabilityrightsuk.org/news/2016/december/monitoring-poverty-and-social-exclusion-2016>>
- <sup>3</sup> Department for Work and Pensions, March 2017, Family Resources Survey: financial year 2015/16, (Online), Available at: <[https://www.gov.uk/government/uploads/system/uploads/attachment\\_data/file/599731/frs-disability-data-tables-2015-16.xlsx](https://www.gov.uk/government/uploads/system/uploads/attachment_data/file/599731/frs-disability-data-tables-2015-16.xlsx)>
- <sup>4</sup> Department for Work and Pensions, March 2017, Family Resources Survey: financial year 2015/16, (Online) Available at: <<https://www.gov.uk/government/statistics/family-resources-survey-financial-year-201516>>
- <sup>5</sup> Department for Work and Pensions, March 2017, Family Resources Survey: financial year 2015/16, (Online) Available at: <<https://www.gov.uk/government/statistics/family-resources-survey-financial-year-201516>>
- <sup>6</sup> Age UK, 2017, Later life in the United Kingdom, (Online), Available at: <[https://www.ageuk.org.uk/documents/en-gb/factsheets/late\\_life\\_uk\\_factsheet.pdf?dtrk=true](https://www.ageuk.org.uk/documents/en-gb/factsheets/late_life_uk_factsheet.pdf?dtrk=true)>
- <sup>7</sup> RNIB, 2017, The state of the nation eye health 2017: A year in review, (Online), Available at: <<http://www.rnib.org.uk/state-nation-2017>>
- <sup>8</sup> RNIB, 2017, The state of the nation eye health 2017: A year in review, (Online), Available at: <<http://www.rnib.org.uk/state-nation-2017>>
- <sup>9</sup> Mental Health Network NHS Confederation, March 2016, Factsheet (Online), Available at: <[http://www.nhsconfed.org/~media/Confederation/Files/Publications/Documents/MHN%20key%20facts%20and%20trends%20factsheet\\_Fs1356\\_3\\_WEB.pdf](http://www.nhsconfed.org/~media/Confederation/Files/Publications/Documents/MHN%20key%20facts%20and%20trends%20factsheet_Fs1356_3_WEB.pdf)>
- <sup>10</sup> Mental Health Foundation, Mental Health Statistics: Children and young people, (Online), Available at: <<https://www.mentalhealth.org.uk/statistics/mental-health-statistics-children-and-young-people>>
- <sup>11</sup> Joseph Rowntree Foundation, 6th September 2016, UK Poverty: Causes, costs and solutions, (Online), Available at: <<https://www.jrf.org.uk/report/uk-poverty-causes-costs-and-solutions>>
- <sup>12</sup> Contact a family, Research, (Online), Available at: <<https://contact.org.uk/about-us/press-media/>>
- <sup>13</sup> Carers Trust, 2017, Key facts about carers and people they care for, (Online), Available at: <<https://carers.org/key-facts-about-carers-and-people-they-care>>
- <sup>14</sup> Carers Trust, 2017, Key facts about carers and people they care for, (Online), Available at: <<https://carers.org/key-facts-about-carers-and-people-they-care>>
- <sup>15</sup> CSA, 2017, Social workers speak out about the state of care today, (Online), Available at: <<http://careandsupportalliance.com/wp-content/uploads/2017/09/CSA-Social-Workers-Speak-Out-Report-2017-FINAL-WEB.pdf>>
- <sup>16</sup> The Health Foundation, May 2017, Election Briefing: NHS and social care funding – three unavoidable challenges, (Online), Available at: <<http://www.health.org.uk/publication/election-briefing-nhs-and-social-care-funding-%E2%80%93-three-unavoidable-challenges>>
- <sup>17</sup> Scope, 2017, Disability facts and figures, (Online), Available at: <<https://www.scope.org.uk/media/disability-facts-figures>>
- <sup>18</sup> Leonard Cheshire, December 2017, One in five employers say they would be less likely to employ a disabled person, (Online) Available at: <<https://www.leonardcheshire.org/support-and-information/latest-news/press-releases/one-five-employers-say-they-would-be-less-likely>>
- <sup>19</sup> CSJ, March 2017, Rethinking disability at work, (Online), Available at: <[https://www.centreforsocialjustice.org.uk/core/wp-content/uploads/2017/06/CSJJ5158\\_Disability\\_report\\_110517\\_WEB.pdf](https://www.centreforsocialjustice.org.uk/core/wp-content/uploads/2017/06/CSJJ5158_Disability_report_110517_WEB.pdf)>
- <sup>20</sup> Leonard Cheshire, December 2017, One in five employers say they would be less likely to employ a disabled person, (Online), Available at: <<https://www.leonardcheshire.org/support-and-information/latest-news/press-releases/one-five-employers-say-they-would-be-less-likely>>
- <sup>21</sup> Equality and Human Rights Commission, April 2017, Being disabled: a journey less equal, (Online), Available at: <<https://www.equalityhumanrights.com/sites/default/files/being-disabled-in-britain.pdf>>
- <sup>22</sup> Equality and Human Rights Commission, April 2017, Being disabled: a journey less equal, (Online), Available at: <<https://www.equalityhumanrights.com/sites/default/files/being-disabled-in-britain.pdf>>
- <sup>23</sup> Department for Transport, November 2017, Transport statistics Great Britain, (Online), Available at: <[https://www.gov.uk/government/uploads/system/uploads/attachment\\_data/file/661933/tsgb-2017-report-summaries.pdf](https://www.gov.uk/government/uploads/system/uploads/attachment_data/file/661933/tsgb-2017-report-summaries.pdf)>
- <sup>24</sup> Habinteg and Papworth Trust, 2016, The hidden housing market: A new perspective on the market case for accessible homes(Online), Available at: <<http://www.papworthtrust.org.uk/sites/default/files/The%20hidden%20housing%20market.pdf>>
- <sup>25</sup> Habinteg and Papworth Trust, 2016, The hidden housing market: A new perspective on the market case for accessible homes(Online), Available at: <<http://www.papworthtrust.org.uk/sites/default/files/The%20hidden%20housing%20market.pdf>>
- <sup>26</sup> New Policy Institute, 11th August 2016, Disability and Poverty, (Online), Available at: <[http://npi.org.uk/files/3414/7087/2429/Disability\\_and\\_poverty\\_MAIN\\_REPORT\\_FINAL.pdf](http://npi.org.uk/files/3414/7087/2429/Disability_and_poverty_MAIN_REPORT_FINAL.pdf)>
- <sup>27</sup> Department for Work and Pensions, August 2015, Opinions and lifestyle survey data for the 2014 fulfilling potential outcomes and indicators framework: official statistics, (Online), Available at: <[https://www.gov.uk/government/uploads/system/uploads/attachment\\_data/file/454791/opinions-and-lifestyle-survey.pdf](https://www.gov.uk/government/uploads/system/uploads/attachment_data/file/454791/opinions-and-lifestyle-survey.pdf)>
- <sup>28</sup> The Poverty Site, 2014, Key facts, (Online), Available at: <<http://www.poverty.org.uk/summary/key%20facts.shtml>>
- <sup>29</sup> The Trussell Trust, June 2017, Financial Insecurity, food banks and disability, (Online), Available at: <[https://www.trusselltrust.org/wp-content/uploads/sites/2/2017/07/OU\\_Report\\_final\\_01\\_08\\_online2.pdf](https://www.trusselltrust.org/wp-content/uploads/sites/2/2017/07/OU_Report_final_01_08_online2.pdf)>
- <sup>30</sup> Scope, 2017, Disability facts and figures, (Online), Available at: <<https://www.scope.org.uk/media/disability-facts-figures>>
- <sup>31</sup> TUC, May 2016, Disability and employment, (Online), Available at: <<https://www.tuc.org.uk/sites/default/files/Disability%20and%20employment.pdf>>
- <sup>32</sup> Department for Work and Pensions, March 2017, Households below average income: an analysis of the UK income distribution: 1994/95-2015/16, (Online), Available at: <[https://www.gov.uk/government/uploads/system/uploads/attachment\\_data/file/600091/households-below-average-income-1994-1995-2015-2016.pdf](https://www.gov.uk/government/uploads/system/uploads/attachment_data/file/600091/households-below-average-income-1994-1995-2015-2016.pdf)>
- <sup>33</sup> TUC, May 2016, Disability and employment, (Online), Available at: <<https://www.tuc.org.uk/sites/default/files/Disability%20and%20employment.pdf>>
- <sup>34</sup> TUC, May 2016, Disability and employment, (Online), Available at: <<https://www.tuc.org.uk/sites/default/files/Disability%20and%20employment.pdf>>
- <sup>35</sup> Equality and Human Rights Commission, 2017, The disability pay gap, (Online), Available at: <<https://www.equalityhumanrights.com/sites/default/files/research-report-107-the-disability-pay-gap.pdf>>
- <sup>36</sup> Equality and Human Rights Commission, 2017, The disability pay gap, (Online), Available at: <<https://www.equalityhumanrights.com/sites/default/files/research-report-107-the-disability-pay-gap.pdf>>
- <sup>37</sup> Equality and Human Rights Commission, 2017, The disability pay gap, (Online), Available at: <<https://www.equalityhumanrights.com/sites/default/files/research-report-107-the-disability-pay-gap.pdf>>
- <sup>38</sup> Equality and Human Rights Commission, 2017, The disability pay gap, (Online), Available at: <<https://www.equalityhumanrights.com/sites/default/files/research-report-107-the-disability-pay-gap.pdf>>
- <sup>39</sup> Equality and Human Rights Commission, 2017, The disability pay gap, (Online), Available at: <<https://www.equalityhumanrights.com/sites/default/files/research-report-107-the-disability-pay-gap.pdf>>
- <sup>40</sup> Department for Work and Pensions, December 2016, Spending power of disabled people and their families in 2014/15, (Online), Available at <<https://www.gov.uk/government/statistics/spending-power-of-disabled-people-and-their-families-in-201415>>
- <sup>41</sup> Leonard Cheshire, 2014, Disability facts and figures, (Online), Available at: <<https://www.leonardcheshire.org/about-us/disability-facts-and-figures>>
- <sup>42</sup> Equality and Human Rights Commission, 2017, Being disabled in Britain, (Online), Available at: <<https://www.equalityhumanrights.com/sites/default/files/being-disabled-in-britain.pdf>>



- <sup>43</sup> Equality and Human Rights Commission, 2017, Being disabled in Britain, (Online), Available at: <<https://www.equalityhumanrights.com/sites/default/files/being-disabled-in-britain.pdf>>
- <sup>44</sup> Scope, April 2014, Priced Out: ending the financial penalty of disability by 2020, (Online), Available at: <<http://www.scope.org.uk/Scope/media/Documents/Publication%20Directory/Extra-Costs-Report.pdf?ext=.pdf>>
- <sup>45</sup> Extra Costs Commission, 2016, Driving down the extra costs disabled people face, (Online), Available at: <https://www.scope.org.uk/Scope/media/Documents/Publication%20Directory/Extra-Costs-Commission-Progress-Review.pdf>
- <sup>46</sup> Department for Work and Pensions, December 2016, Spending power of disabled people and their families in 2014/15, (Online), Available at < <https://www.gov.uk/government/statistics/spending-power-of-disabled-people-and-their-families-in-201415>>
- <sup>47</sup> Extra Costs Commission, 2016, Driving down the extra costs disabled people face, (Online), Available at: <https://www.scope.org.uk/Scope/media/Documents/Publication%20Directory/Extra-Costs-Commission-Progress-Review.pdf>
- <sup>48</sup> Extra Costs Commission, 2016, Driving down the extra costs disabled people face, (Online), Available at: <<https://www.scope.org.uk/Scope/media/Documents/Publication%20Directory/Extra-Costs-Commission-Progress-Review.pdf>>
- <sup>49</sup> Scope, April 2014, Priced Out: ending the financial penalty of disability by 2020, (Online), Available at: <<http://www.scope.org.uk/Scope/media/Documents/Publication%20Directory/Extra-Costs-Report.pdf?ext=.pdf>>
- <sup>50</sup> Scope, April 2014, Priced Out: ending the financial penalty of disability by 2020, (Online), Available at: <<http://www.scope.org.uk/Scope/media/Documents/Publication%20Directory/Extra-Costs-Report.pdf?ext=.pdf>>
- <sup>51</sup> Disability Rights, 2016, New JRF report says disabled people account for half those in poverty, (Online), Available at: <<https://www.disabilityrightsuk.org/news/2016/december/monitoring-poverty-and-social-exclusion-2016>>
- <sup>52</sup> Disability Rights, 2016, New JRF report says disabled people account for half those in poverty, (Online), Available at: <<https://www.disabilityrightsuk.org/news/2016/december/monitoring-poverty-and-social-exclusion-2016>>
- <sup>53</sup> JRF, December 2017, UK Poverty 217, (Online), Available at: <<https://www.jrf.org.uk/report/uk-poverty-2017>>
- <sup>54</sup> Department for Work and Pensions, 2017, Family Resources Survey: financial year 2015-2016, (Online), Available at: < [https://www.gov.uk/government/uploads/system/uploads/attachment\\_data/file/600465/family-resources-survey-2015-16.pdf](https://www.gov.uk/government/uploads/system/uploads/attachment_data/file/600465/family-resources-survey-2015-16.pdf)>
- <sup>55</sup> Department for Work and Pensions, 2017, Family Resources Survey: financial year 2015-2016, (Online), Available at: <<https://www.gov.uk/government/statistics/family-resources-survey-financial-year-201516>>
- <sup>56</sup> DLF, 2017, Key facts, (Online), Available at: <<http://www.dlf.org.uk/content/key-facts>>
- <sup>57</sup> Department for Work and Pensions, 2017, Family Resources Survey: financial year 2015-2016, (Online), Available at: <<https://www.gov.uk/government/statistics/family-resources-survey-financial-year-201516>>
- <sup>58</sup> Department for Work and Pensions, March 2017, Family Resources Survey: financial year 2015/16, (Online), Available at: <[https://www.gov.uk/government/uploads/system/uploads/attachment\\_data/file/599731/frs-disability-data-tables-2015-16.xlsx](https://www.gov.uk/government/uploads/system/uploads/attachment_data/file/599731/frs-disability-data-tables-2015-16.xlsx)>
- <sup>59</sup> Department for Work and Pensions, March 2017, Family Resources Survey: financial year 2015/16, (Online), Available at: <[https://www.gov.uk/government/uploads/system/uploads/attachment\\_data/file/600465/family-resources-survey-2015-16.pdf](https://www.gov.uk/government/uploads/system/uploads/attachment_data/file/600465/family-resources-survey-2015-16.pdf)>
- <sup>60</sup> iNews, October 2017, A quarter of a million will be physically disabled in 30 years, (Online), Available at: <<https://inews.co.uk/news/health/millions-more-physically-disabled-elderly-people-bmj/>>
- <sup>61</sup> Department for Work and Pensions, March 2017, Family Resources Survey: financial year 2015/16, (Online), Available at: < <https://www.gov.uk/government/statistics/family-resources-survey-financial-year-201516>>
- <sup>62</sup> CDC, 2017, Adults with disabilities: ethnicity and race, (Online), Available at: <<https://www.cdc.gov/ncbddd/disabilityandhealth/materials/infographic-disabilities-ethnicity-race.html>>
- <sup>63</sup> Office for Disability Issues, 2011, ODI Life Opportunities Survey Wave One results, (Online), Available at: <<https://www.gov.uk/government/statistics/life-opportunities-survey-wave-one-results-2009-to-2011>>
- <sup>64</sup> Thomas Pocklington Trust, 2014, People from black and minority ethnic (BME) communities and vision services: a good practice guide, (Online), Available at: <<http://pocklington-trust.org.uk/wp-content/uploads/2006/11/BME-Practice-Guide.pdf>>
- <sup>65</sup> Skills for Care, September 2017, The state of the adult social care sector and workforce in England, (Online), Available at: <<http://www.skillsforcare.org.uk/Documents/NMDS-SC-and-intelligence/NMDS-SC/Analysis-pages/State-of-17/State-of-the-adult-social-care-sector-and-workforce-2017.pdf>>
- <sup>66</sup> Department for Work and Pensions, March 2017, Family Resources Survey: financial year 2015/16, (Online) Available at: <<https://www.gov.uk/government/statistics/family-resources-survey-financial-year-201516>>
- <sup>67</sup> Department for Work and Pensions, March 2017, Family Resources Survey: financial year 2015/16, (Online) Available at: <<https://www.gov.uk/government/statistics/family-resources-survey-financial-year-201516>>
- <sup>68</sup> Department for Work and Pensions, March 2017, Family Resources Survey: financial year 2015/16, (Online) Available at: <<https://www.gov.uk/government/statistics/family-resources-survey-financial-year-201516>>
- <sup>69</sup> Department for Work and Pensions, March 2017, Family Resources Survey: financial year 2015/16, (Online) Available at: <<https://www.gov.uk/government/statistics/family-resources-survey-financial-year-201516>>
- <sup>70</sup> Office for National Statistics, 2013, Differences in Disability Prevalence by Socio-economic Occupational groupings in England, Wales, English Regions and Local Authorities, 2011, (Online), Available at: <[http://webarchive.nationalarchives.gov.uk/20160105160709/http://www.ons.gov.uk/ons/dcp171776\\_342166.pdf](http://webarchive.nationalarchives.gov.uk/20160105160709/http://www.ons.gov.uk/ons/dcp171776_342166.pdf)>
- <sup>71</sup> Office for National Statistics, 2013, Disability in England and Wales, 2011 and comparison with 2001, (Online), Available at: <<http://www.ons.gov.uk/ons/rel/census/2011-census/key-statistics-and-quick-statistics-for-wards-and-output-areas-in-england-and-wales/rpt-disability-short-story.html>>
- <sup>72</sup> Office for Disability Issues, 2011, ODI Life Opportunities Survey Wave One results, (Online), Available at: <<https://www.gov.uk/government/statistics/life-opportunities-survey-wave-one-results-2009-to-2011>>
- <sup>73</sup> Office for Disability Issues, 2011, ODI Life Opportunities Survey Wave One results, (Online), Available at: <<https://www.gov.uk/government/statistics/life-opportunities-survey-wave-one-results-2009-to-2011>>
- <sup>74</sup> WHO, February 2017, Deafness and Hearing Loss: Fact sheet, (Online), Available at: <<http://www.who.int/mediacentre/factsheets/fs300/en/>>
- <sup>75</sup> Action on Hearing Loss, November 2017, Hearing Matters, (Online), Available at: < <https://www.actiononhearingloss.org.uk/how-we-help/information-and-resources/publications/research-reports/>>
- <sup>76</sup> Action on Hearing Loss, November 2017, Hearing Matters, (Online), Available at: <<https://www.actiononhearingloss.org.uk/how-we-help/information-and-resources/publications/research-reports/>>
- <sup>77</sup> Action On Hearing Loss, Annual Report 2016-2017, (Online), Available at: < <https://www.actiononhearingloss.org.uk/about-us/our-annual-report/>>
- <sup>78</sup> Action on Hearing Loss, 2015, Hearing Matters, (Online), Available at: < <https://www.actiononhearingloss.org.uk/how-we-help/information-and-resources/publications/research-reports/hearing-matters-report/>>
- <sup>79</sup> Action On Hearing Loss, Annual Report 2016-2017, (Online), Available at: < <https://www.actiononhearingloss.org.uk/about-us/our-annual-report/>>
- <sup>80</sup> Action on Hearing Loss, Facts and Figures, (Online), Available at: <<https://www.actiononhearingloss.org.uk/about-us/our-research-and-evidence/facts-and-figures/>>
- <sup>81</sup> Stage Text, Statistics on Deafness (Action on Hearing Loss Statistics), (Online), Available at: <<http://www.stage-text.org/about-stage-text/info-and-services/statistics-on-deafness>>
- <sup>82</sup> documents/en-gb/factsheets/late\_life\_uk\_factsheet.pdf?dtrk=true>
- <sup>83</sup> Action on Hearing Loss, Facts and Figures, (Online), Available at: <<https://www.actiononhearingloss.org.uk/about-us/our-research-and-evidence/facts-and-figures/>>



- <sup>84</sup> Sense, 2010, What is Deafblindness? (Online), Available at: <<https://www.sense.org.uk/get-support/information-and-advice/conditions/deafblindness/>>
- <sup>85</sup> Action on Hearing Loss, Facts and Figures, (Online), Available at: <<https://www.actiononhearingloss.org.uk/about-us/our-research-and-evidence/facts-and-figures/>>
- <sup>86</sup> RNIB, 2017, The state of the nation eye health 2017: A year in review, (Online), Available at: <http://www.rnib.org.uk/state-nation-2017>
- <sup>87</sup> RNIB, 2017, The state of the nation eye health 2017: A year in review, (Online), Available at: <<http://www.rnib.org.uk/state-nation-2017>>
- <sup>88</sup> RNIB, 2017, The state of the nation eye health 2017: A year in review, (Online), Available at: <<http://www.rnib.org.uk/state-nation-2017>>
- <sup>89</sup> RNIB, 2017, The state of the nation eye health 2017: A year in review, (Online), Available at: <<http://www.rnib.org.uk/state-nation-2017>>
- <sup>90</sup> RNIB, 10th October 2017, Eye health statistics, (Online) Available at: <<http://www.rnib.org.uk/nb-online/eye-health-statistics>>
- <sup>91</sup> RNIB, February 2017, Employment status and sight loss, (Online) Available at: <<http://www.rnib.org.uk/professionals/knowledge-and-research-hub/research-reports/employment-research/employment-2017>>
- <sup>92</sup> RNIB, February 2017, Employment status and sight loss, (Online) Available at: <<http://www.rnib.org.uk/professionals/knowledge-and-research-hub/research-reports/employment-research/employment-2017>>
- <sup>93</sup> RNIB, February 2017, Employment status and sight loss, (Online) Available at: <<http://www.rnib.org.uk/professionals/knowledge-and-research-hub/research-reports/employment-research/employment-2017>>
- <sup>94</sup> RNIB, 2015, My Voice: The views and experiences of blind and partially sighted people in the UK, (Online), Available at: <[https://www.rnib.org.uk/sites/default/files/My%20Voice%20UK%20Report-FINAL\\_0.PDF](https://www.rnib.org.uk/sites/default/files/My%20Voice%20UK%20Report-FINAL_0.PDF)>
- <sup>95</sup> RNIB, 2015, My Voice: The views and experiences of blind and partially sighted people in the UK, (Online), Available at: <[https://www.rnib.org.uk/sites/default/files/My%20Voice%20UK%20Report-FINAL\\_0.PDF](https://www.rnib.org.uk/sites/default/files/My%20Voice%20UK%20Report-FINAL_0.PDF)>:[https://www.rnib.org.uk/sites/default/files/My%20Voice%202015%20-%20Full%20report%20-%20Accessible%20PDF\\_0.pdf](https://www.rnib.org.uk/sites/default/files/My%20Voice%202015%20-%20Full%20report%20-%20Accessible%20PDF_0.pdf)>
- <sup>96</sup> Mental Health Foundation, 2017, Surviving or thriving? The State of the UK's mental health, (Online), Available at: <<https://www.mentalhealth.org.uk/publications/surviving-or-thriving-state-uks-mental-health>>
- <sup>97</sup> Mental Health Foundation, 2017, Surviving or thriving? The State of the UK's mental health, (Online), Available at: <<https://www.mentalhealth.org.uk/publications/surviving-or-thriving-state-uks-mental-health>>
- <sup>98</sup> Mental Health Network NHS Confederation, March 2016. Factsheet (Online), Available at: <[http://www.nhsconfed.org/~media/Confederation/Files/Publications/Documents/MHN%20key%20facts%20and%20trends%20factsheet\\_Fs1356\\_3\\_WEB.pdf](http://www.nhsconfed.org/~media/Confederation/Files/Publications/Documents/MHN%20key%20facts%20and%20trends%20factsheet_Fs1356_3_WEB.pdf)>
- <sup>99</sup> Mental Health Foundation, 2017, Surviving or thriving? The State of the UK's mental health, (Online), Available at: <<https://www.mentalhealth.org.uk/publications/surviving-or-thriving-state-uks-mental-health>>
- <sup>100</sup> The King's Fund, 2016, Mental health, (Online), Available at: <<https://www.kingsfund.org.uk/time-to-think-differently/trends/disease-and-disability/mental-and-physical-health>>
- <sup>101</sup> Mental Health Network NHS Confederation, March 2016. Factsheet (Online), Available at: <[http://www.nhsconfed.org/~media/Confederation/Files/Publications/Documents/MHN%20key%20facts%20and%20trends%20factsheet\\_Fs1356\\_3\\_WEB.pdf](http://www.nhsconfed.org/~media/Confederation/Files/Publications/Documents/MHN%20key%20facts%20and%20trends%20factsheet_Fs1356_3_WEB.pdf)>
- <sup>102</sup> Department for Work and Pensions, October 2017, Thriving at Work: A review of mental health and employers, (Online), Available at: <[https://www.gov.uk/government/uploads/system/uploads/attachment\\_data/file/658145/thriving-at-work-stevenson-farmer-review.pdf](https://www.gov.uk/government/uploads/system/uploads/attachment_data/file/658145/thriving-at-work-stevenson-farmer-review.pdf)>
- <sup>103</sup> Carers UK, 2016, Facts about carers, (Online), Available at: <<http://www.carers.org/key-facts-about-carers>>
- <sup>104</sup> Mental Health Foundation, August 2016, Poverty and mental health, (Online), Available at: <<https://www.mentalhealth.org.uk/publications/poverty-and-mental-health>>
- <sup>105</sup> Mental Health Foundation, Mental Health Statistics: Children and young people, (Online), Available at: <<https://www.mentalhealth.org.uk/statistics/mental-health-statistics-children-and-young-people>>
- <sup>106</sup> Mental Health Foundation, 2016, Children and young people, (Online), Available at: <<https://www.mentalhealth.org.uk/a-to-z/c/children-and-young-people>>
- <sup>107</sup> Mental Health Foundation, Physical health and mental health, (Online), Available at: <<https://www.mentalhealth.org.uk/a-to-z/p/physical-health-and-mental-health>>
- <sup>108</sup> Mental Health Network NHS Confederation, March 2016. Factsheet, (Online), Available at: <[http://www.nhsconfed.org/~media/Confederation/Files/Publications/Documents/MHN%20key%20facts%20and%20trends%20factsheet\\_Fs1356\\_3\\_WEB.pdf](http://www.nhsconfed.org/~media/Confederation/Files/Publications/Documents/MHN%20key%20facts%20and%20trends%20factsheet_Fs1356_3_WEB.pdf)>
- <sup>109</sup> Mental Health Network NHS Confederation, March 2016. Factsheet, (Online), Available at: <[http://www.nhsconfed.org/~media/Confederation/Files/Publications/Documents/MHN%20key%20facts%20and%20trends%20factsheet\\_Fs1356\\_3\\_WEB.pdf](http://www.nhsconfed.org/~media/Confederation/Files/Publications/Documents/MHN%20key%20facts%20and%20trends%20factsheet_Fs1356_3_WEB.pdf)>
- <sup>110</sup> The King's Fund, 2016, Mental health, (Online), Available at: <<https://www.kingsfund.org.uk/time-to-think-differently/trends/disease-and-disability/mental-and-physical-health>>
- <sup>111</sup> Department for Work and Pensions and Department for Health, October 2017, Thriving at work: a review of mental health and employers, (Online), Available at: <[https://www.gov.uk/government/uploads/system/uploads/attachment\\_data/file/658145/thriving-at-work-stevenson-farmer-review.pdf](https://www.gov.uk/government/uploads/system/uploads/attachment_data/file/658145/thriving-at-work-stevenson-farmer-review.pdf)>
- <sup>112</sup> Mental Health Foundation, 2017, Surviving or thriving? The State of the UK's mental health, (Online), Available at: <<https://www.mentalhealth.org.uk/publications/surviving-or-thriving-state-uks-mental-health>>
- <sup>113</sup> Department for Work and Pensions, October 2017, Thriving at work: a review of mental health and employers, (Online), Available at: <[https://www.gov.uk/government/uploads/system/uploads/attachment\\_data/file/658145/thriving-at-work-stevenson-farmer-review.pdf](https://www.gov.uk/government/uploads/system/uploads/attachment_data/file/658145/thriving-at-work-stevenson-farmer-review.pdf)>
- <sup>114</sup> Department for Work and Pensions and Department for Health, October 2017, Thriving at work: a review of mental health and employers, (Online), Available at: <[https://www.gov.uk/government/uploads/system/uploads/attachment\\_data/file/658145/thriving-at-work-stevenson-farmer-review.pdf](https://www.gov.uk/government/uploads/system/uploads/attachment_data/file/658145/thriving-at-work-stevenson-farmer-review.pdf)>
- <sup>115</sup> Department for Work and Pensions, October 2017, Thriving at work: a review of mental health and employers, (Online), Available at: <[https://www.gov.uk/government/uploads/system/uploads/attachment\\_data/file/658145/thriving-at-work-stevenson-farmer-review.pdf](https://www.gov.uk/government/uploads/system/uploads/attachment_data/file/658145/thriving-at-work-stevenson-farmer-review.pdf)>
- <sup>116</sup> Department for Work and Pensions, October 2017, Thriving at work: a review of mental health and employers, (Online), Available at: <[https://www.gov.uk/government/uploads/system/uploads/attachment\\_data/file/658145/thriving-at-work-stevenson-farmer-review.pdf](https://www.gov.uk/government/uploads/system/uploads/attachment_data/file/658145/thriving-at-work-stevenson-farmer-review.pdf)>
- <sup>117</sup> Joseph Rowntree Foundation, 6th September 2016, UK Poverty: Causes, costs and solutions, (Online), Available at: <<https://www.jrf.org.uk/report/uk-poverty-causes-costs-and-solutions>>
- <sup>118</sup> Department for Work and Pensions, 2017, Family Resources Survey: financial year 2015-2016, (Online), Available at: <<https://www.gov.uk/government/statistics/family-resources-survey-financial-year-201516>>
- <sup>119</sup> Contact a family, Research, (Online), Available at: <<https://contact.org.uk/about-us/press-media/>>
- <sup>120</sup> Contact a family, Research, (Online), Available at: <<https://contact.org.uk/about-us/press-media/>>
- <sup>121</sup> Parliament, Children's Rights – Human Rights Joint Committee, (Online), available at: <<http://www.publications.parliament.uk/pa/jt200809/jtselect/jtrights/157/157we51.htm>>
- <sup>122</sup> Contact a Family, 2012, Forgotten Families – The impact of isolation on families with disabled children across the UK, (Online), available at: <[http://www.cafamily.org.uk/media/381636/forgotten\\_isolation\\_report.pdf](http://www.cafamily.org.uk/media/381636/forgotten_isolation_report.pdf)>
- <sup>123</sup> Council for disabled children, July 2016, Safeguarding Disabled Children in England, (Online), Available at: <<https://councilfordisabledchildren.org.uk/sites/default/files/field/attachemnt/safeguarding-disabled-children-england.pdf>>
- <sup>124</sup> Joseph Rowntree Foundation, 6th September 2016, UK Poverty: Causes, costs and solutions, (Online), Available at: <<https://www.jrf.org.uk/report/uk-poverty-causes-costs-and-solutions>>



- <sup>125</sup> Disability Rights, June 2013, Risk of major disability poverty rise, (Online), Available at: <<https://www.disabilityrightsuk.org/news/2013/june/risk-major-disability-poverty-rise>>
- <sup>126</sup> Joseph Rowntree Foundation, 6th September 2016, UK Poverty: Causes, costs and solutions, (Online), Available at: <<https://www.jrf.org.uk/report/uk-poverty-causes-costs-and-solutions>>
- <sup>127</sup> The Children's Society, 6th October 2011, 4 in every 10, (Online), available at: <[http://www.childrensociety.org.uk/sites/default/files/tcs/4\\_in\\_10\\_reportfinal.pdf](http://www.childrensociety.org.uk/sites/default/files/tcs/4_in_10_reportfinal.pdf)>
- <sup>128</sup> Contact a Family, 2012. Counting the Costs 2012 The financial reality for families with disabled children across the UK, (Online), available at: <[http://www.cafamily.org.uk/media/381221/counting\\_the\\_costs\\_2012\\_full\\_report.pdf](http://www.cafamily.org.uk/media/381221/counting_the_costs_2012_full_report.pdf)>
- <sup>129</sup> Joseph Rowntree Foundation, 6th September 2016, UK Poverty: Causes, costs and solutions, (Online), Available at: <<https://www.jrf.org.uk/report/uk-poverty-causes-costs-and-solutions>>
- <sup>130</sup> EQUALITY AND HUMAN RIGHTS COMMISSION, April 2017, Being disabled in Britain: A journey less equal, (Online), Available at: <<https://www.equalityhumanrights.com/sites/default/files/being-disabled-in-britain.pdf>>
- <sup>131</sup> Joseph Rowntree Foundation, 6th September 2016, UK Poverty: Causes, costs and solutions, (Online), Available at: <<https://www.jrf.org.uk/report/uk-poverty-causes-costs-and-solutions>>
- <sup>132</sup> Mencap, 2017, Transition into Adult Services, (Online) available at:<https://www.mencap.org.uk/advice-and-support/children-and-young-people/education-support/transition-adult-services>
- <sup>133</sup> NHS, 2017, What is a learning disability? (Online), Available at: <<https://www.nhs.uk/Livewell/Childrenwithlearningdisability/Pages/Whatislearningdisability.aspx>>
- <sup>134</sup> House of Commons Committee of Public Accounts, 2017, Local support for people with a learning disability (Online), available at: <<https://publications.parliament.uk/pa/cm201617/cmselect/cmpubacc/1038/1038.pdf>>
- <sup>135</sup> SCLD, December 2017, Learning disability statistics Scotland, (Online), Available at: <<https://www.sclد.org.uk/wp-content/uploads/2017/12/2017-Learning-Disability-Statistics-Scotland-3.pdf>>
- <sup>136</sup> House of Commons Committee of Public Accounts, 2017, Local support for people with a learning disability (Online), available at: <<https://publications.parliament.uk/pa/cm201617/cmselect/cmpubacc/1038/1038.pdf>>
- <sup>137</sup> NHS Digital, 2017, Health and care of people with learning difficulties 2015-2016, (Online), available at: <<http://digital.nhs.uk/catalogue/PUB23781>>
- <sup>138</sup> Mencap, 2017, Children and young people – research and statistics, (Online), available at: <<https://www.mencap.org.uk/learning-disability-explained/research-and-statistics/children-and-young-people-research-and>>
- <sup>139</sup> The National Autistic Society, 2017, Autism facts and history, (Online), Available at: <<http://www.autism.org.uk/about/what-is/myths-facts-stats.aspx>>
- <sup>140</sup> Foundation for people with learning disabilities, 2016, Learning disability statistics: children, (Online), Available at: <<https://www.mentalhealth.org.uk/learning-disabilities/help-information/learning-disability-statistics-/187687>>
- <sup>141</sup> Foundation for people with learning disabilities, 2016, Learning disability statistics: children, (Online), Available at: <<https://www.mentalhealth.org.uk/learning-disabilities/help-information/learning-disability-statistics-/187687>>
- <sup>142</sup> The National Autistic Society, Autism Facts and History, (Online), Available at: <<http://www.autism.org.uk/about/what-is/myths-facts-stats.aspx>>
- <sup>143</sup> The National Autistic Society, 2017, Autism facts and history, (Online), Available at: <<http://www.autism.org.uk/about/what-is/myths-facts-stats.aspx>>
- <sup>144</sup> Foundation for people with learning disabilities, 2016, Learning disability statistics: mental health problems, (Online), Available at: <<https://www.mentalhealth.org.uk/learning-disabilities/help-information/statistics/learning-disability-statistics-/187693>>
- <sup>145</sup> Mencap, 2017, Getting a job – research and statistics, (Online), available at: <<https://www.mencap.org.uk/learning-disability-explained/research-and-statistics/getting-job-research-and-statistics>>
- <sup>146</sup> Mencap, 2017, Getting a job – research and statistics, (Online), available at: <<https://www.mencap.org.uk/learning-disability-explained/research-and-statistics/getting-job-research-and-statistics>>
- <sup>147</sup> Foundation for people with learning disabilities, 2016, Learning disability statics: employment, (Online), Available at: <<https://www.mentalhealth.org.uk/learning-disabilities/help-information/statistics/learning-disability-statistics-/187693>>
- <sup>148</sup> Foundation for people with learning disabilities, 2016, Learning disability statistics: health, (Online), Available at: <<https://www.mentalhealth.org.uk/learning-disabilities/help-information/learning-disability-statistics-/187705>>
- <sup>149</sup> Foundation for people with learning disabilities, 2016, Learning disability statistics: mental health problems, (Online), Available at: <<https://www.mentalhealth.org.uk/learning-disabilities/help-information/learning-disability-statistics-/187699>>
- <sup>150</sup> RNIB Scotland, March 2013, UK visual impairment and learning disability services, (Online), Available at: <<https://www.rnib.org.uk/sites/default/files/Learning%20Disability%20and%20Sight%20loss.pdf>>
- <sup>151</sup> House of Commons Committee of Public Accounts, 2017, Local support for people with a learning disability (Online), available at: <<https://publications.parliament.uk/pa/cm201617/cmselect/cmpubacc/1038/1038.pdf>>
- <sup>152</sup> NHS Digital, 2017, Health and care of people with learning difficulties 2015-2016, (Online), available at: <<http://digital.nhs.uk/catalogue/PUB23781>>
- <sup>153</sup> NHS Digital, 2017, Health and care of people with learning difficulties 2015-2016, (Online), available at: <<http://digital.nhs.uk/catalogue/PUB23781>>
- <sup>154</sup> Carers Trust, 2017, Key facts about carers and people they care for, (Online), Available at: <<https://carers.org/key-facts-about-carers-and-people-they-care>>
- <sup>155</sup> Carers UK, Facts and figures, (Online), Available at: <<https://www.carersuk.org/news-and-campaigns/press-releases/facts-and-figures>>
- <sup>156</sup> Carers Trust, 2017, Key facts about carers and people they care for, (Online), Available at: <<https://carers.org/key-facts-about-carers-and-people-they-care>>
- <sup>157</sup> Office for National Statistics, September 2017, Adult carers in full time employment, 2015-2016, (Online), Available at: <<https://www.ons.gov.uk/economy/nationalaccounts/satelliteaccounts/adhoc/007453adultcarersinfulltimeemployment2015to16>>
- <sup>158</sup> Office for National Statistics, September 2017, Adult carers in full time employment, 2015-2016, (Online), Available at: <<https://www.ons.gov.uk/economy/nationalaccounts/satelliteaccounts/adhoc/007453adultcarersinfulltimeemployment2015to16>>
- <sup>159</sup> Carers Trust, 2017, Key facts about carers and people they care for, (Online), Available at: <<https://carers.org/key-facts-about-carers-and-people-they-care>>
- <sup>160</sup> Carers UK, Facts and figures, (Online), Available at: <<https://www.carersuk.org/news-and-campaigns/press-releases/facts-and-figures>>
- <sup>161</sup> Carers Trust, 2017, Key facts about carers and people they care for, (Online), Available at: <<https://carers.org/key-facts-about-carers-and-people-they-care>>
- <sup>162</sup> Carers Week, June 2017, Building a carer friendly society, (Online), Available at: <[http://www.carersweek.org/images/CarersWeekResearchSummary\\_Unembargoed.pdf](http://www.carersweek.org/images/CarersWeekResearchSummary_Unembargoed.pdf)>
- <sup>163</sup> Carers Week, June 2017, Building a carer friendly society, (Online), Available at: <[http://www.carersweek.org/images/CarersWeekResearchSummary\\_Unembargoed.pdf](http://www.carersweek.org/images/CarersWeekResearchSummary_Unembargoed.pdf)>
- <sup>164</sup> Carers Week, June 2017, Building a carer friendly society, (Online), Available at: <[http://www.carersweek.org/images/CarersWeekResearchSummary\\_Unembargoed.pdf](http://www.carersweek.org/images/CarersWeekResearchSummary_Unembargoed.pdf)>
- <sup>165</sup> Carers Week, June 2017, Building a carer friendly society, (Online), Available at: <[http://www.carersweek.org/images/CarersWeekResearchSummary\\_Unembargoed.pdf](http://www.carersweek.org/images/CarersWeekResearchSummary_Unembargoed.pdf)>
- <sup>166</sup> Carers Week, June 2017, Building a carer friendly society, (Online), Available at: <[http://www.carersweek.org/images/CarersWeekResearchSummary\\_Unembargoed.pdf](http://www.carersweek.org/images/CarersWeekResearchSummary_Unembargoed.pdf)>
- <sup>167</sup> Carers Trust, 2017, Key facts about carers and people they care for, (Online), Available at: <<https://carers.org/key-facts-about-carers-and-people-they-care>>



- <sup>168</sup> Carers Trust, 2017, Key facts about carers and people they care for, (Online), Available at: <<https://carers.org/key-facts-about-carers-and-people-they-care>>
- <sup>169</sup> Carers Trust, 2017, Key facts about carers and people they care for, (Online), Available at: <<https://carers.org/key-facts-about-carers-and-people-they-care>>
- <sup>170</sup> Carers Trust, 2017, Key facts about carers and people they care for, (Online), Available at: <<https://carers.org/key-facts-about-carers-and-people-they-care>>
- <sup>171</sup> Carers Trust, 2017, Key facts about carers and people they care for, (Online), Available at: <<https://carers.org/key-facts-about-carers-and-people-they-care>>
- <sup>172</sup> Carers Trust, 2017, Key facts about carers and people they care for, (Online), Available at: <<https://carers.org/key-facts-about-carers-and-people-they-care>>
- <sup>173</sup> Carers Trust, 2017, Key facts about carers and people they care for, (Online), Available at: <<https://carers.org/key-facts-about-carers-and-people-they-care>>
- <sup>174</sup> Carers UK, Facts and figures, (Online), Available at: <<https://www.carersuk.org/news-and-campaigns/press-releases/facts-and-figures>>
- <sup>175</sup> Carers UK, Facts and figures, (Online), Available at: <<https://www.carersuk.org/news-and-campaigns/press-releases/facts-and-figures>>
- <sup>176</sup> Carers Trust, 2017, Key facts about carers and people they care for, (Online), Available at: <<https://carers.org/key-facts-about-carers-and-people-they-care>>
- <sup>177</sup> Age UK, February 2017, Health and Care of Older People in England 2017, (Online), Available at: <[https://www.ageuk.org.uk/Documents/EN-GB/For-professionals/Research/The\\_Health\\_and\\_Care\\_of\\_Older\\_People\\_in\\_England\\_2016.pdf?dtrk=true](https://www.ageuk.org.uk/Documents/EN-GB/For-professionals/Research/The_Health_and_Care_of_Older_People_in_England_2016.pdf?dtrk=true)>
- <sup>178</sup> Age UK, February 2017, Health and Care of Older People in England 2017, (Online), Available at: <[https://www.ageuk.org.uk/Documents/EN-GB/For-professionals/Research/The\\_Health\\_and\\_Care\\_of\\_Older\\_People\\_in\\_England\\_2016.pdf?dtrk=true](https://www.ageuk.org.uk/Documents/EN-GB/For-professionals/Research/The_Health_and_Care_of_Older_People_in_England_2016.pdf?dtrk=true)>
- <sup>179</sup> The Kings Fund, Overview of the health and social care workforce, (Online), Available at: <<https://www.kingsfund.org.uk/projects/time-think-differently/trends-workforce-overview>>
- <sup>180</sup> Parliament UK, 2015, Written evidence written by Scope, (Online), Available at: <<http://data.parliament.uk/writtenevidence/committeeevidence.svc/evidencedocument/communities-and-local-government-committee/adult-social-care/written/35725.pdf>>
- <sup>181</sup> Parliament UK, 2015, Written evidence written by Scope, (Online), Available at: <<http://data.parliament.uk/writtenevidence/committeeevidence.svc/evidencedocument/communities-and-local-government-committee/adult-social-care/written/35725.pdf>>
- <sup>182</sup> CQC, 2017, The state of adult social care services 2014-2017, (Online), Available at: <[http://www.cqc.org.uk/sites/default/files/20170703\\_ASC\\_end\\_of\\_programme\\_FINAL2.pdf](http://www.cqc.org.uk/sites/default/files/20170703_ASC_end_of_programme_FINAL2.pdf)>
- <sup>183</sup> CQC, 2017, The state of adult social care services 2014-2017, (Online), Available at: <[http://www.cqc.org.uk/sites/default/files/20170703\\_ASC\\_end\\_of\\_programme\\_FINAL2.pdf](http://www.cqc.org.uk/sites/default/files/20170703_ASC_end_of_programme_FINAL2.pdf)>
- <sup>184</sup> CQC, 2017, The state of adult social care services 2014-2017, (Online), Available at: <[http://www.cqc.org.uk/sites/default/files/20170703\\_ASC\\_end\\_of\\_programme\\_FINAL2.pdf](http://www.cqc.org.uk/sites/default/files/20170703_ASC_end_of_programme_FINAL2.pdf)>
- <sup>185</sup> Centre for Ageing Better, November 2017, Room to improve: the role of home adaptations in improving later life, (Online), Available at: <<https://www.ageing-better.org.uk/sites/default/files/2017-12/Room%20to%20improve.%20The%20role%20of%20home%20adaptations%20in%20improving%20later%20life.pdf>>
- <sup>186</sup> CQC, 2017, The state of adult social care services 2014-2017, (Online), Available at: <[http://www.cqc.org.uk/sites/default/files/20170703\\_ASC\\_end\\_of\\_programme\\_FINAL2.pdf](http://www.cqc.org.uk/sites/default/files/20170703_ASC_end_of_programme_FINAL2.pdf)>
- <sup>187</sup> Age UK, November 2017, Care in Crisis, (Online), Available at: <<https://www.ageuk.org.uk/our-impact/campaigning/care-in-crisis/>>
- <sup>188</sup> CSA, 2017, Social workers speak out about the state of care today, (Online), Available at: <<http://careandsupportalliance.com/wp-content/uploads/2017/09/CSA-Social-Workers-Speak-Out-Report-2017-FINAL-WEB.pdf>>
- <sup>189</sup> House of Commons Communities and Local Government Committee, March 2017, Adult Social Care report (Online). Available at: <https://publications.parliament.uk/pa/cm201617/cmselect/cmcomloc/1103/1103.pdf>
- <sup>190</sup> Age UK, February 2017, Briefing: Health care of older people in England 2017, (Online), Available at: <[https://www.ageuk.org.uk/globalassets/age-uk/documents/reports-and-publications/reports-and-briefings/care--support/the\\_health\\_and\\_care\\_of\\_older\\_people\\_in\\_england\\_2017.pdf](https://www.ageuk.org.uk/globalassets/age-uk/documents/reports-and-publications/reports-and-briefings/care--support/the_health_and_care_of_older_people_in_england_2017.pdf)>
- <sup>191</sup> The Health Foundation, May 2017, Key facts on current state of social care, (Online), Available at: <<http://www.health.org.uk/news/key-facts-current-state-social-care>>
- <sup>192</sup> The Health Foundation, May 2017, Election Briefing: NHS and social care funding – three unavoidable challenges, (Online), Available at: <<http://www.health.org.uk/publication/election-briefing-nhs-and-social-care-funding-%E2%80%93-three-unavoidable-challenges>>
- <sup>193</sup> House of Commons, January 2018, Key statistics on people with disabilities in employment, (Online), Available at: <<http://researchbriefings.parliament.uk/ResearchBriefing/Summary/CBP-7540>>
- <sup>194</sup> House of Commons, January 2018, Key statistics on people with disabilities in employment, (Online), Available at: <<http://researchbriefings.parliament.uk/ResearchBriefing/Summary/CBP-7540>>
- <sup>195</sup> House of Commons, January 2018, Key statistics on people with disabilities in employment, (Online), Available at: <<http://researchbriefings.parliament.uk/ResearchBriefing/Summary/CBP-7540>>
- <sup>196</sup> House of Commons, January 2018, Key statistics on people with disabilities in employment, (Online), Available at: <<http://researchbriefings.parliament.uk/ResearchBriefing/Summary/CBP-7540>>
- <sup>197</sup> House of Commons Work and Pensions Select Committee, January 2017, Disability Employment Gap report (Online). Available at: <https://publications.parliament.uk/pa/cm201617/cmselect/cmworpen/56/5604.htm>
- <sup>198</sup> House of Commons, January 2018, Key statistics on people with disabilities in employment, (Online), Available at: <<http://researchbriefings.parliament.uk/ResearchBriefing/Summary/CBP-7540>>
- <sup>199</sup> RNIB, February 2017, Employment status and sight loss, (Online) Available at: <<http://www.rnib.org.uk/professionals/knowledge-and-research-hub/research-reports/employment-research/employment-2017>>
- <sup>200</sup> The National Autistic Society, 2017, Autism facts and history, (Online), Available at: <<http://www.autism.org.uk/about/what-is/myths-facts-stats.aspx>>
- <sup>201</sup> House of Commons, January 2018, Key statistics on people with disabilities in employment, (Online), Available at: <<http://researchbriefings.parliament.uk/ResearchBriefing/Summary/CBP-7540>>
- <sup>202</sup> Scope, 2017, Disability Facts and Figures, (Online), Available at: <<https://www.scope.org.uk/media/disability-facts-figures>>
- <sup>203</sup> Department for Work and Pensions, October 2016, Improving Lives: The Work, Health and Disability Green Paper, (Online), Available at: <[http://downloads2.dodsmonitoring.com/downloads/Misc\\_Files/DWPDDisabilityGreenPaper.pdf](http://downloads2.dodsmonitoring.com/downloads/Misc_Files/DWPDDisabilityGreenPaper.pdf)>
- <sup>204</sup> Leonard Cheshire, December 2017, One in five employers say they would be less likely to employ a disabled person, (Online) Available at: <<https://www.leonardcheshire.org/support-and-information/latest-news/press-releases/one-five-employers-say-they-would-be-less-likely>>
- <sup>205</sup> Leonard Cheshire, Disability Facts and Figures, (Online), Available at: <<https://www.leonardcheshire.org/about-us/disability-facts-and-figures>>
- <sup>206</sup> House of Commons, January 2018, Key statistics on people with disabilities in employment, (Online), Available at: <<http://researchbriefings.parliament.uk/ResearchBriefing/Summary/CBP-7540>>
- <sup>207</sup> House of Commons, January 2018, Key statistics on people with disabilities in employment, (Online), Available at: <<http://researchbriefings.parliament.uk/ResearchBriefing/Summary/CBP-7540>>
- <sup>208</sup> Scope, November 2017, Let's Talk: Improving conversations about disability at work, (Online), Available at: <<https://www.scope.org.uk/Get-Involved/Campaigns/Employment/Let-s-Talk>>
- <sup>209</sup> Opinium, October 2017, Disabled people need to apply for 60% more jobs, (Online), Available at: <<http://opinium.co.uk/disabled-people-need-to-apply-for-60-more-jobs-than-non-disabled-jobseekers-before-they-find-work/>>
- <sup>210</sup> House of Commons, January 2018, Key statistics on people with disabilities in employment, (Online), Available at: <<http://researchbriefings.parliament.uk/ResearchBriefing/Summary/CBP-7540>>
- <sup>211</sup> House of Commons, January 2018, Key statistics on people with disabilities in employment, (Online), Available at: <<http://researchbriefings.parliament.uk/ResearchBriefing/Summary/CBP-7540>>



- <sup>212</sup> House of Commons, January 2018, Key statistics on people with disabilities in employment, (Online), Available at: <<http://researchbriefings.parliament.uk/ResearchBriefing/Summary/CBP-7540>>
- <sup>213</sup> Department for Work and Pensions, October 2016, Improving Lives: The Work, Health and Disability Green Paper, (Online), Available at: <[https://www.gov.uk/government/uploads/system/uploads/attachment\\_data/file/564038/work-and-health-green-paper-improving-lives.pdf](https://www.gov.uk/government/uploads/system/uploads/attachment_data/file/564038/work-and-health-green-paper-improving-lives.pdf)>
- <sup>214</sup> CSJ, March 2017, Rethinking disability at work, (Online), Available at: <[https://www.centreforsocialjustice.org.uk/core/wp-content/uploads/2017/06/CSJJ5158\\_Disability\\_report\\_110517\\_WEB.pdf](https://www.centreforsocialjustice.org.uk/core/wp-content/uploads/2017/06/CSJJ5158_Disability_report_110517_WEB.pdf)>
- <sup>215</sup> Mental Health Foundation, Mental Health Statistics: mental health at work, (Online), Available at: <<https://www.mentalhealth.org.uk/statistics/mental-health-statistics-mental-health-work>>
- <sup>216</sup> Department for Work and Pensions, October 2016, Improving Lives: The Work, Health and Disability Green Paper, (Online), Available at: <[https://www.gov.uk/government/uploads/system/uploads/attachment\\_data/file/564038/work-and-health-green-paper-improving-lives.pdf](https://www.gov.uk/government/uploads/system/uploads/attachment_data/file/564038/work-and-health-green-paper-improving-lives.pdf)>
- <sup>217</sup> Department of Work and Pensions, October 2017, Thriving at work: a review of mental health and employers, (Online), Available at: <<https://www.gov.uk/government/publications/thriving-at-work-a-review-of-mental-health-and-employers>>
- <sup>218</sup> CSJ, March 2017, Rethinking disability at work, (Online), Available at: <[https://www.centreforsocialjustice.org.uk/core/wp-content/uploads/2017/06/CSJJ5158\\_Disability\\_report\\_110517\\_WEB.pdf](https://www.centreforsocialjustice.org.uk/core/wp-content/uploads/2017/06/CSJJ5158_Disability_report_110517_WEB.pdf)>
- <sup>219</sup> Office for National Statistics, 2014, Life Opportunities Survey, 2014, Chapter 3, (Online), Available at: <<https://www.ons.gov.uk/peoplepopulationandcommunity/healthandsocialcare/disability/compendium/lifeopportunitiesurvey/2014-04-10/chapter3worklifeopportunitiesurvey>>
- <sup>220</sup> Leonard Cheshire, December 2017, One in five employers say they would be less likely to employ a disabled person, (Online), Available at: <<https://www.leonardcheshire.org/support-and-information/latest-news/press-releases/one-five-employers-say-they-would-be-less-likely>>
- <sup>221</sup> CSJ, March 2017, Rethinking disability at work, (Online), Available at: <[https://www.centreforsocialjustice.org.uk/core/wp-content/uploads/2017/06/CSJJ5158\\_Disability\\_report\\_110517\\_WEB.pdf](https://www.centreforsocialjustice.org.uk/core/wp-content/uploads/2017/06/CSJJ5158_Disability_report_110517_WEB.pdf)>
- <sup>222</sup> Scope, November 2017, Let's Talk: Improving conversations about disability at work, (Online), Available at: <<https://www.scope.org.uk/Get-Involved/Campaigns/Employment/Let-s-Talk>>
- <sup>223</sup> Scope, November 2017, Let's Talk: Improving conversations about disability at work, (Online), Available at: <<https://www.scope.org.uk/Get-Involved/Campaigns/Employment/Let-s-Talk>>
- <sup>224</sup> CSJ, March 2017, Rethinking disability at work, (Online), Available at: <[https://www.centreforsocialjustice.org.uk/core/wp-content/uploads/2017/06/CSJJ5158\\_Disability\\_report\\_110517\\_WEB.pdf](https://www.centreforsocialjustice.org.uk/core/wp-content/uploads/2017/06/CSJJ5158_Disability_report_110517_WEB.pdf)>
- <sup>225</sup> CSJ, March 2017, Rethinking disability at work, (Online), Available at: <[https://www.centreforsocialjustice.org.uk/core/wp-content/uploads/2017/06/CSJJ5158\\_Disability\\_report\\_110517\\_WEB.pdf](https://www.centreforsocialjustice.org.uk/core/wp-content/uploads/2017/06/CSJJ5158_Disability_report_110517_WEB.pdf)>
- <sup>226</sup> Opinium, October 2017, Disabled people need to apply for 60% more jobs, (Online), Available at: <<http://opinium.co.uk/disabled-people-need-to-apply-for-60-more-jobs-than-non-disabled-jobseekers-before-they-find-work/>>
- <sup>227</sup> Scope, April 2015, Jenny Gulliford, Enabling work: disabled people, employment and the UK economy, (Online), Available at: <[http://www.scope.org.uk/Scope/media/Images/Publication%20Directory/Landman\\_Report.PDF?ext=.pdf](http://www.scope.org.uk/Scope/media/Images/Publication%20Directory/Landman_Report.PDF?ext=.pdf)>
- <sup>228</sup> Department of Work and Pensions, October 2017, Thriving at work: a review of mental health and employers, (Online), Available at: <[https://www.gov.uk/government/uploads/system/uploads/attachment\\_data/file/658145/thriving-at-work-stevenson-farmer-review.pdf](https://www.gov.uk/government/uploads/system/uploads/attachment_data/file/658145/thriving-at-work-stevenson-farmer-review.pdf)>
- <sup>229</sup> Department for Work and Pensions, October 2016, Improving Lives: The Work, Health and Disability Green Paper, (Online), Available at: <[https://www.gov.uk/government/uploads/system/uploads/attachment\\_data/file/564038/work-and-health-green-paper-improving-lives.pdf](https://www.gov.uk/government/uploads/system/uploads/attachment_data/file/564038/work-and-health-green-paper-improving-lives.pdf)>
- <sup>230</sup> Department for Education, July 2017, Special educational needs in England, (Online), Available at: <[https://www.gov.uk/government/uploads/system/uploads/attachment\\_data/file/633031/SFR37\\_2017\\_Main\\_Text.pdf](https://www.gov.uk/government/uploads/system/uploads/attachment_data/file/633031/SFR37_2017_Main_Text.pdf)>
- <sup>231</sup> EQUALITY AND HUMAN RIGHTS COMMISSION, April 2017, Being disabled: a journey less equal, (Online), Available at: <<https://www.equalityhumanrights.com/sites/default/files/being-disabled-in-britain.pdf>>
- <sup>232</sup> EQUALITY AND HUMAN RIGHTS COMMISSION, April 2017, Being disabled: a journey less equal, (Online), Available at: <<https://www.equalityhumanrights.com/sites/default/files/being-disabled-in-britain.pdf>>
- <sup>233</sup> Department for Business Innovation & Skills, December 2015, Higher Education, Disabled Students' Allowance Consultation: Equality Analysis, (online), Available at: <[https://www.gov.uk/government/uploads/system/uploads/attachment\\_data/file/481527/bis-15-658-disabled-students-allowances-equality-analysis.pdf](https://www.gov.uk/government/uploads/system/uploads/attachment_data/file/481527/bis-15-658-disabled-students-allowances-equality-analysis.pdf)>
- <sup>234</sup> EQUALITY AND HUMAN RIGHTS COMMISSION, April 2017, Being disabled: a journey less equal, (Online), Available at: <<https://www.equalityhumanrights.com/sites/default/files/being-disabled-in-britain.pdf>>
- <sup>235</sup> Department for Education, July 2017, Further education and skills in England 2017, (Online), Available at: <[https://www.gov.uk/government/uploads/system/uploads/attachment\\_data/file/627687/SFR27-2017-vocational-qualifications-update.pdf](https://www.gov.uk/government/uploads/system/uploads/attachment_data/file/627687/SFR27-2017-vocational-qualifications-update.pdf)>
- <sup>236</sup> Department for Transport, November 2017, Transport statistics Great Britain, (Online), Available at: <[https://www.gov.uk/government/uploads/system/uploads/attachment\\_data/file/661933/tsgb-2017-report-summaries.pdf](https://www.gov.uk/government/uploads/system/uploads/attachment_data/file/661933/tsgb-2017-report-summaries.pdf)>
- <sup>237</sup> Department for Transport, November 2017, Accessibility action plan consultation, (Online), Available at: <[https://www.gov.uk/government/uploads/system/uploads/attachment\\_data/file/638404/accessibility-action-plan-consultation.pdf](https://www.gov.uk/government/uploads/system/uploads/attachment_data/file/638404/accessibility-action-plan-consultation.pdf)>
- <sup>238</sup> Department for Transport, October 2016, Annual bus statistics: year ending March 2016, (Online), Available at: <[https://www.gov.uk/government/uploads/system/uploads/attachment\\_data/file/579855/annual-bus-statistics-year-ending-march-2016.pdf](https://www.gov.uk/government/uploads/system/uploads/attachment_data/file/579855/annual-bus-statistics-year-ending-march-2016.pdf)>
- <sup>239</sup> Department for Transport, 18th October 2016, Concessionary Travel Statistics England, 2015/16, (Online) Available at: <[https://www.gov.uk/government/uploads/system/uploads/attachment\\_data/file/560716/concessionary-travel-statistics-year-ending-march-2016.pdf](https://www.gov.uk/government/uploads/system/uploads/attachment_data/file/560716/concessionary-travel-statistics-year-ending-march-2016.pdf)>
- <sup>240</sup> Department for Transport, December 2017, Transport statistics Great Britain, (Online), Available at: <[https://www.gov.uk/government/uploads/system/uploads/attachment\\_data/file/661933/tsgb-2017-report-summaries.pdf](https://www.gov.uk/government/uploads/system/uploads/attachment_data/file/661933/tsgb-2017-report-summaries.pdf)>
- <sup>241</sup> Office of Rail and Road, 15th June 2017, Disabled persons railcard in circulation and issued, (Online), Available at: <[http://orr.gov.uk/\\_data/assets/pdf\\_file/0006/24936/DPRC-factsheet-2016-17.pdf](http://orr.gov.uk/_data/assets/pdf_file/0006/24936/DPRC-factsheet-2016-17.pdf)>
- <sup>242</sup> Rail Delivery Group, Press Release of 8th July 2015, Trains on digital platform to promote rail travel to disabled people, (Online), Available at: <<http://www.raildeliverygroup.com/media-centre/press-releases/2015/619-2015-07-08.html>>
- <sup>243</sup> Office of Rail and Road, 15th June 2017, Rail passenger assists, 2016-17 factsheet, (Online), Available at: <[http://orr.gov.uk/\\_data/assets/pdf\\_file/0005/24935/assists-factsheet-2016-17.pdf](http://orr.gov.uk/_data/assets/pdf_file/0005/24935/assists-factsheet-2016-17.pdf)>
- <sup>244</sup> Office Rail Regulator, 2014, Helping people use our railways: empowerment and awareness, Disabled People's Protection Policies, 13 March 2014 Workshop. Opening remarks from Anna Walker, Chair, Office of Rail Regulation, (online), Available at: <[http://orr.gov.uk/\\_data/assets/pdf\\_file/0014/11372/helping-people-use-our-railways-a-walker-opening-remarks.pdf](http://orr.gov.uk/_data/assets/pdf_file/0014/11372/helping-people-use-our-railways-a-walker-opening-remarks.pdf)>
- <sup>245</sup> Department for Transport, November 2017, Accessibility action plan consultation, (Online), Available at: <[https://www.gov.uk/government/uploads/system/uploads/attachment\\_data/file/638404/accessibility-action-plan-consultation.pdf](https://www.gov.uk/government/uploads/system/uploads/attachment_data/file/638404/accessibility-action-plan-consultation.pdf)>
- <sup>246</sup> Department for Transport, November 2017, Accessibility action plan consultation, (Online), Available at: <[https://www.gov.uk/government/uploads/system/uploads/attachment\\_data/file/638404/accessibility-action-plan-consultation.pdf](https://www.gov.uk/government/uploads/system/uploads/attachment_data/file/638404/accessibility-action-plan-consultation.pdf)>
- <sup>247</sup> Department for Transport, December 2017, Transport statistics Great Britain, (Online), Available at: <[https://www.gov.uk/government/uploads/system/uploads/attachment\\_data/file/661933/tsgb-2017-report-summaries.pdf](https://www.gov.uk/government/uploads/system/uploads/attachment_data/file/661933/tsgb-2017-report-summaries.pdf)>
- <sup>248</sup> Department for Transport, November 2017, Blue Badge Scheme Statistics, England 2016, (Online), Available at: <[https://www.gov.uk/government/uploads/system/uploads/attachment\\_data/file/572802/blue-badge-scheme-statistics-2016.pdf](https://www.gov.uk/government/uploads/system/uploads/attachment_data/file/572802/blue-badge-scheme-statistics-2016.pdf)>





- <sup>249</sup> Extra Costs Commission, 2016, Driving down the extra costs disabled people face, (Online), Available at: <https://www.scope.org.uk/Scope/media/Documents/Publication%20Directory/Extra-Costs-Commission-Progress-Review.pdf>
- <sup>250</sup> Transport for London, February 2017, New raised platforms improve accessible travel, (Online), Available at: <https://tfl.gov.uk/info-for/media/press-releases/2017/february/new-raised-platforms-improve-accessible-travel>
- <sup>251</sup> Transport for London, February 2017, New raised platforms improve accessible travel, (Online), Available at: <https://tfl.gov.uk/info-for/media/press-releases/2017/february/new-raised-platforms-improve-accessible-travel>
- <sup>252</sup> Transport for London, February 2017, New raised platforms improve accessible travel, (Online), Available at: <https://tfl.gov.uk/info-for/media/press-releases/2017/february/new-raised-platforms-improve-accessible-travel>
- <sup>253</sup> EQUALITY AND HUMAN RIGHTS COMMISSION, 2017, Being disabled in Britain – A journey less equal, (Online), Available at: <https://www.equalityhumanrights.com/sites/default/files/being-disabled-in-britain.pdf>
- <sup>254</sup> Habinteg and Papworth Trust, 2016, The hidden housing market: A new perspective on the market case for accessible homes(Online), Available at: <http://www.papworthtrust.org.uk/sites/default/files/The%20hidden%20housing%20market.pdf>
- <sup>255</sup> Habinteg and Papworth Trust, 2016, The hidden housing market: A new perspective on the market case for accessible homes(Online), Available at: <http://www.papworthtrust.org.uk/sites/default/files/The%20hidden%20housing%20market.pdf>
- <sup>256</sup> Habinteg and Papworth Trust, 2016, The hidden housing market: A new perspective on the market case for accessible homes(Online), Available at: <http://www.papworthtrust.org.uk/sites/default/files/The%20hidden%20housing%20market.pdf>
- <sup>257</sup> Habinteg and Papworth Trust, 2016, The hidden housing market: A new perspective on the market case for accessible homes(Online), Available at: <http://www.papworthtrust.org.uk/sites/default/files/The%20hidden%20housing%20market.pdf>
- <sup>258</sup> EQUALITY AND HUMAN RIGHTS COMMISSION, 2017, Being disabled in Britain – A journey less equal, (Online), Available at: <https://www.equalityhumanrights.com/sites/default/files/being-disabled-in-britain.pdf>
- <sup>259</sup> Habinteg and Papworth Trust, 2016, The hidden housing market: A new perspective on the market case for accessible homes(Online), Available at: <http://www.papworthtrust.org.uk/sites/default/files/The%20hidden%20housing%20market.pdf>
- <sup>260</sup> New Policy Institute, 11th August 2016, Disability and Poverty, (Online), Available at: [http://npi.org.uk/files/3414/7087/2429/Disability\\_and\\_poverty\\_MAIN\\_REPORT\\_FINAL.pdf](http://npi.org.uk/files/3414/7087/2429/Disability_and_poverty_MAIN_REPORT_FINAL.pdf)
- <sup>261</sup> EQUALITY AND HUMAN RIGHTS COMMISSION, 2017, Being disabled in Britain – A journey less equal, (Online), Available at: <https://www.equalityhumanrights.com/sites/default/files/being-disabled-in-britain.pdf>
- <sup>262</sup> Habinteg and Papworth Trust, 2016, The hidden housing market: A new perspective on the market case for accessible homes(Online), Available at: <http://www.papworthtrust.org.uk/sites/default/files/The%20hidden%20housing%20market.pdf>
- <sup>263</sup> Papworth Trust and Habinteg, 2016, The hidden housing market, (Online), Available : <http://www.papworthtrust.org.uk/sites/default/files/The%20hidden%20housing%20market.pdf>
- <sup>264</sup> AKW, The social housing, ageing and disability crisis, (Online), Available at: [https://www.akw-ltd.co.uk/wp-content/uploads/2016/08/AKW\\_Social\\_Housing\\_Ageing\\_Crisis\\_Whitepaper.pdf](https://www.akw-ltd.co.uk/wp-content/uploads/2016/08/AKW_Social_Housing_Ageing_Crisis_Whitepaper.pdf)
- <sup>265</sup> Department for Communities and Local Government, July 2017, English housing survey – private rented sector, (Online), Available at [https://www.gov.uk/government/uploads/system/uploads/attachment\\_data/file/627686/Private\\_rented\\_sector\\_report\\_2015-16.pdf](https://www.gov.uk/government/uploads/system/uploads/attachment_data/file/627686/Private_rented_sector_report_2015-16.pdf)
- <sup>266</sup> Department for Communities and Local Government, July 2017, English housing survey – private rented sector, (Online), Available at: [https://www.gov.uk/government/uploads/system/uploads/attachment\\_data/file/627686/Private\\_rented\\_sector\\_report\\_2015-16.pdf](https://www.gov.uk/government/uploads/system/uploads/attachment_data/file/627686/Private_rented_sector_report_2015-16.pdf)
- <sup>267</sup> Department for Communities and Local Government, July 2017, English housing survey – private rented sector, (Online), Available at: [https://www.gov.uk/government/uploads/system/uploads/attachment\\_data/file/627686/Private\\_rented\\_sector\\_report\\_2015-16.pdf](https://www.gov.uk/government/uploads/system/uploads/attachment_data/file/627686/Private_rented_sector_report_2015-16.pdf)
- <sup>268</sup> Department for Communities and Local Government, July 2016, English Housing Survey: Adaptations and Accessibility Report, 2014-15, Online: [https://www.gov.uk/government/uploads/system/uploads/attachment\\_data/file/539541/Adaptations\\_and\\_Accessibility\\_Report.pdf](https://www.gov.uk/government/uploads/system/uploads/attachment_data/file/539541/Adaptations_and_Accessibility_Report.pdf)
- <sup>269</sup> Department for Communities and Local Government, July 2016, English Housing Survey: Adaptations and Accessibility Report, 2014-15, (Online), Available at: [https://www.gov.uk/government/uploads/system/uploads/attachment\\_data/file/539541/Adaptations\\_and\\_Accessibility\\_Report.pdf](https://www.gov.uk/government/uploads/system/uploads/attachment_data/file/539541/Adaptations_and_Accessibility_Report.pdf)
- <sup>270</sup> Department for Communities and Local Government, July 2016, English Housing Survey: Adaptations and Accessibility Report, 2014-15, (Online), Available at: [https://www.gov.uk/government/uploads/system/uploads/attachment\\_data/file/539541/Adaptations\\_and\\_Accessibility\\_Report.pdf](https://www.gov.uk/government/uploads/system/uploads/attachment_data/file/539541/Adaptations_and_Accessibility_Report.pdf)
- <sup>271</sup> Department for Communities and Local Government, July 2016, English Housing Survey: Adaptations and Accessibility Report, 2014-15, (Online), Available at: [https://www.gov.uk/government/uploads/system/uploads/attachment\\_data/file/539541/Adaptations\\_and\\_Accessibility\\_Report.pdf](https://www.gov.uk/government/uploads/system/uploads/attachment_data/file/539541/Adaptations_and_Accessibility_Report.pdf)
- <sup>272</sup> Department for Communities and Local Government, July 2016, English Housing Survey: Adaptations and Accessibility Report, 2014-15, (Online), Available at: [https://www.gov.uk/government/uploads/system/uploads/attachment\\_data/file/539541/Adaptations\\_and\\_Accessibility\\_Report.pdf](https://www.gov.uk/government/uploads/system/uploads/attachment_data/file/539541/Adaptations_and_Accessibility_Report.pdf)
- <sup>273</sup> Centre for Ageing Better, November 2017, The role of home adaptations in improving later life, (Online), Available at: [https://www.housinglin.org.uk/\\_assets/Resources/Housing/OtherOrganisation/The-role-of-home-adaptations-in-improving-later-life.pdf](https://www.housinglin.org.uk/_assets/Resources/Housing/OtherOrganisation/The-role-of-home-adaptations-in-improving-later-life.pdf)
- <sup>274</sup> Centre for Ageing Better, November 2017, The role of home adaptations in improving later life, (Online), Available at: [https://www.housinglin.org.uk/\\_assets/Resources/Housing/OtherOrganisation/The-role-of-home-adaptations-in-improving-later-life.pdf](https://www.housinglin.org.uk/_assets/Resources/Housing/OtherOrganisation/The-role-of-home-adaptations-in-improving-later-life.pdf)
- <sup>275</sup> Centre for Ageing Better, November 2017, The role of home adaptations in improving later life, (Online), Available at: [https://www.housinglin.org.uk/\\_assets/Resources/Housing/OtherOrganisation/The-role-of-home-adaptations-in-improving-later-life.pdf](https://www.housinglin.org.uk/_assets/Resources/Housing/OtherOrganisation/The-role-of-home-adaptations-in-improving-later-life.pdf)
- <sup>276</sup> Department for Communities and Local Government, 2014, English Housing Survey 2012: profile of English housing report, p36, (online), Available at: [https://www.gov.uk/government/uploads/system/uploads/attachment\\_data/file/335753/EHS\\_Profile\\_of\\_English\\_housing\\_2012.pdf](https://www.gov.uk/government/uploads/system/uploads/attachment_data/file/335753/EHS_Profile_of_English_housing_2012.pdf)
- <sup>277</sup> Department for Communities and Local Government, July 2016, English Housing Survey: Adaptations and Accessibility Report, 2014-15, (Online), Available at: [https://www.gov.uk/government/uploads/system/uploads/attachment\\_data/file/539541/Adaptations\\_and\\_Accessibility\\_Report.pdf](https://www.gov.uk/government/uploads/system/uploads/attachment_data/file/539541/Adaptations_and_Accessibility_Report.pdf)
- <sup>278</sup> Department for Transport, November 2017, National implementation plan for the accessibility of the UK rail system for people with disabilities and persons with reduced mobility, (Online), Available at: [https://www.gov.uk/government/uploads/system/uploads/attachment\\_data/file/668821/tsi-uk-prm-implementation-plan.pdf](https://www.gov.uk/government/uploads/system/uploads/attachment_data/file/668821/tsi-uk-prm-implementation-plan.pdf)
- <sup>279</sup> Office for Disability Issues, 2011, ODI Life Opportunities Survey Wave One results, (online), Available at: <https://www.gov.uk/government/statistics/life-opportunities-survey-wave-one-results-2009-to-2011>
- <sup>280</sup> EQUALITY AND HUMAN RIGHTS COMMISSION, 2017, Being disabled in Britain: A journey less equal, (Online), Available at: <https://www.equalityhumanrights.com/sites/default/files/being-disabled-in-britain.pdf>
- <sup>281</sup> Department for Work and Pensions, August 2015, Opinions and lifestyle survey data for the 2014 fulfilling potential outcomes and indicators framework: official statistics, (Online), Available at: [https://www.gov.uk/government/uploads/system/uploads/attachment\\_data/file/454791/opinions-and-lifestyle-survey.pdf](https://www.gov.uk/government/uploads/system/uploads/attachment_data/file/454791/opinions-and-lifestyle-survey.pdf)
- <sup>282</sup> Office for Disability Issues, 2011, ODI Life Opportunities Survey Wave One results, (Online), Available at: <https://www.gov.uk/government/statistics/life-opportunities-survey-wave-one-results-2009-to-2011>
- <sup>283</sup> Office for Disability Issues, 2011, ODI Life Opportunities Survey Wave One results, (Online), Available at: <https://www.gov.uk/government/statistics/life-opportunities-survey-wave-one-results-2009-to-2011>
- <sup>284</sup> Office for Disability Issues, 2011, ODI Life Opportunities Survey Wave One results, (Online), Available at: <https://www.gov.uk/government/statistics/life-opportunities-survey-wave-one-results-2009-to-2011>
- <sup>285</sup> Office for Disability Issues, 2011, ODI Life Opportunities Survey Wave One results, (Online), Available at: <https://www.gov.uk/government/statistics/life-opportunities-survey-wave-one-results-2009-to-2011>



- <sup>286</sup> Mencap, 2014, Press release on 15 July 2014 '93% of GPs would recommend specific training on learning disability to all health professionals' (online). Available at: <<https://www.mencap.org.uk/press-release/93-health-professionals-recommend-better-training-how-care-people-learning-disability>>
- <sup>287</sup> Extra Costs Commission, 2016, Driving down the extra costs disabled people face, Progress review October 2016, (Online), Available at: <<http://www.scope.org.uk/Scope/media/Documents/Publication%20Directory/Extra-Costs-Commission-Progress-Review.pdf>>
- <sup>288</sup> Extra Costs Commission, 2016, Driving down the extra costs disabled people face, Progress review October 2016, (Online), Available at: <<http://www.scope.org.uk/Scope/media/Documents/Publication%20Directory/Extra-Costs-Commission-Progress-Review.pdf>>
- <sup>289</sup> Extra Costs Commission, 2016, Driving down the extra costs disabled people face, Progress review October 2016, (Online), Available at: <<http://www.scope.org.uk/Scope/media/Documents/Publication%20Directory/Extra-Costs-Commission-Progress-Review.pdf>>
- <sup>290</sup> Extra Costs Commission, 2016, Driving down the extra costs disabled people face, Progress review October 2016, (Online), Available at: <<http://www.scope.org.uk/Scope/media/Documents/Publication%20Directory/Extra-Costs-Commission-Progress-Review.pdf>>



supporting more  
people to say **i can**

 **0800 952 5000**

 **01480 357 200**

 **policy@papworthtrust.org.uk**

 **www.papworthtrust.org.uk**

 **@Papworth\_Trust**

 **/papworthtrust**

 **Bernard Sunley Centre, Papworth Everard, Cambridge CB23 3RG**



This is available in other formats and languages  
on request

Registered charity number: 211234. Registered provider: LH1648  
Company registration number: 148906 England.